






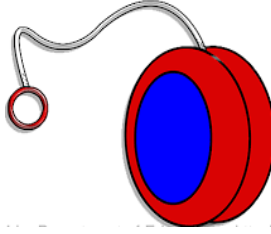





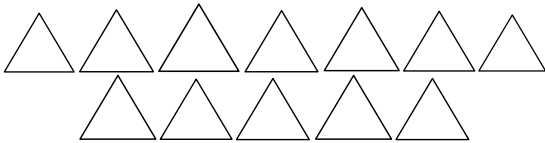

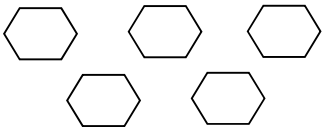
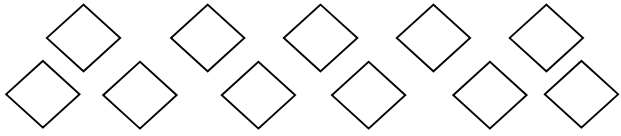


Name:		Class:	
Date:	Sunday, May 3 rd 2020	Concept:	Phonics-Write the upper and lower case letter
Score:			

Write the uppercase and lowercase letter for each picture.

 _____ _____ _____	 _____ _____ _____	 _____ _____ _____
 _____ _____ _____	 _____ _____ _____	 _____ _____ _____
 _____ _____ _____	 _____ _____ _____	 _____ _____ _____

Name:		Class:	
Date:	Sunday, May 3 rd 2020	Concept:	Counting and writing numbers
Score:			

Count the shapes and write the correct number.

 <p>_____</p> <p>-----</p> <p>_____</p>	 <p>_____</p> <p>-----</p> <p>_____</p>
 <p>_____</p> <p>-----</p> <p>_____</p>	 <p>_____</p> <p>-----</p> <p>_____</p>
 <p>_____</p> <p>-----</p> <p>_____</p>	 <p>_____</p> <p>-----</p> <p>_____</p>
 <p>_____</p> <p>-----</p> <p>_____</p>	 <p>_____</p> <p>-----</p> <p>_____</p>

Name:		Class:	
Date:	Monday, May 4 th 2020	Concept:	Phonic Recognition-Identify the beginning sound
Score:			


Circle the correct beginning letter for each picture.



Xx Cc Zz




Kk Pp Rr



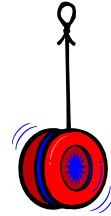
Gg Oo Qq



Ss Xx Zz



Oo Aa Ff



Yy Zz Xx



Pp Dd Rr



Ww Vv Kk



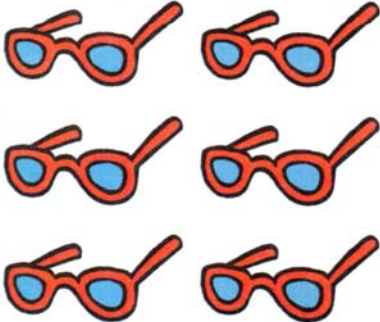



Ww Vv Mm

Name:		Class:	
Date:	Monday, May 4 th 2020	Concept:	Number Recognition- counting
Score:			









COUNTING

Count the objects in each box and circle the number below that tells how many there are.

 2 6 9	 1 4 3
 6 7 5	 2 8 4

Name:		Class:	
Date:	Tuesday, May 5 th 2020	Concept:	Phonics-Write the upper and lower case letter
Score:			



Write the uppercase and lowercase letter for each picture.

 _____ ----- _____	 _____ ----- _____	 _____ ----- _____
 _____ ----- _____	 _____ ----- _____	 _____ ----- _____
 _____ ----- _____	 _____ ----- _____	 _____ ----- _____

Name:		Class:	
Date:	Tuesday, May 5 th 2020	Concept:	Write your first and last name/ Addition
Score:			







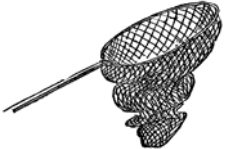


Write your first and last name

Solve the addition problems.

 $2 + 1 = \square$
 $3 + 2 = \square$







Name:		Class:	
Date:	Wednesday, May 6 th 2020	Concept:	Phonic Recognition-Identify the beginning sound and write the letter
Score:			

Circle the correct beginning letter for the picture and write it on the line.

 <p>Bb Cc Aa</p> <hr/> <hr style="border-top: 1px dashed black;"/> <hr/>	 <p>Ff Dd Bb</p> <hr/> <hr style="border-top: 1px dashed black;"/> <hr/>	 <p>Mm Bb Aa</p> <hr/> <hr style="border-top: 1px dashed black;"/> <hr/>
 <p>Ss Ee Ff</p> <hr/> <hr style="border-top: 1px dashed black;"/> <hr/>	 <p>Nn Mm Cc</p> <hr/> <hr style="border-top: 1px dashed black;"/> <hr/>	 <p>Nn Dd Aa</p> <hr/> <hr style="border-top: 1px dashed black;"/> <hr/>
 <p>Nn Bb Mm</p> <hr/> <hr style="border-top: 1px dashed black;"/> <hr/>	 <p>Bb Tt Ss</p> <hr/> <hr style="border-top: 1px dashed black;"/> <hr/>	 <p>Cc Ss Dd</p> <hr/> <hr style="border-top: 1px dashed black;"/> <hr/>










Name:		Class:	
Date:	Wednesday, May 6 th 2020	Concept:	Number Recognition- counting
Score:			

Count and circle the correct number of animals in each picture.

 <p>1 2 3</p>	 <p>4 5 6</p>
 <p>3 4 5</p>	 <p>7 8 9</p>
 <p>7 8 9</p>	 <p>6 7 8</p>

Name:		Class:	
Date:	Thursday, May 7 th 2020	Concept:	Phonics-Write the upper and lower case letter
Score:			

Write the uppercase and lowercase letter for each picture.

 <hr/> <hr/> <hr/>	 <hr/> <hr/> <hr/>	 <hr/> <hr/> <hr/>
 <hr/> <hr/> <hr/>	 <hr/> <hr/> <hr/>	 <hr/> <hr/> <hr/>
 <hr/> <hr/> <hr/>	 <hr/> <hr/> <hr/>	 <hr/> <hr/> <hr/>

Name:		Class:	
Date:	Thursday, May 7 th 2020	Concept:	Complete the pattern
Score:			

Look at the pattern in each row. Circle the picture that continues the pattern.

