

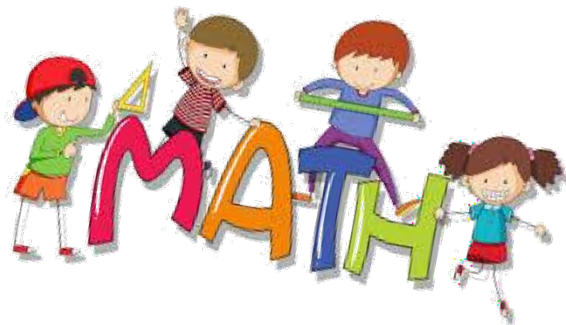


Jeddah Knowledge International School

SUMMER



PACK



PRE-K

SY 2020-2021

Table of Content

IXL Tasks

English Worksheets

1 - 52

Math Worksheets

53 - 72

IXL Language

Students may practice language and math skills using IXL digital platform.

Practicing:

1. Log in to JKS Portal with your username and the password.
2. Click on the "IXL" tab from the list on the left-side.
3. Choose the grade level that your child currently completed.
4. Choose 'Language arts' or 'Math' depending on the subject you would like to practice.
5. Choose the skill that your child may wish to practice and provide encouragement to practice excelling in these skills.
6. The progress of your child can be accessed by clicking on the "Reports" tab. This will give full details of the practice and progress that has taken place. Please print out a report and have your child submit it to his/her teacher on the first day back to school.



Note: The cut-off date for IXL Practice is August 1st, 2021.

Pre-K IXL Language arts

Letter Identification

- Find the letter in the alphabet: lowercase
- Find the letter in the alphabet: uppercase
- Choose the letter that you can hear: lowercase
- Choose the letter that you can hear: uppercase
- Frequently confused letters: find the letter
- Frequently confused letters: find all the letters

Lowercase and uppercase letter

- Choose the lowercase letter that matches: easier letters
- Choose the uppercase letter that matches: easier letters

Blending and segmenting

- Blend the sounds together to make a word
- Identify the first sound in a word

Location words

- Inside and outside
- Above and below

Color and number words

- Use color words

Pre-K IXL Math

Numbers and counting up to 5

- Count pictures - up to 5
- Count dots - up to 5
- Count shapes in rows - up to 5
- Count cubes - up to 5
- Count on ten frames - up to 5

Numbers and counting up to 10

- Count pictures - up to 10
- Count dots - up to 10
- Count shapes in rows - up to 10
- Count on ten frames - up to 10

Comparing

- More
- Fewer
- Compare numbers (larger and largest)
- Compare numbers (smaller and smallest)

Patterns


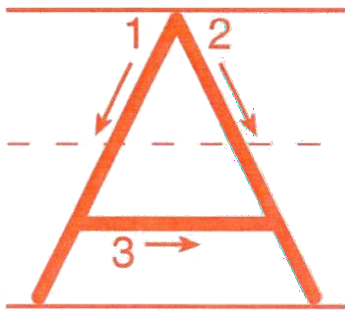
- Size patterns
- Shape patterns
- What comes next?

Flat shapes

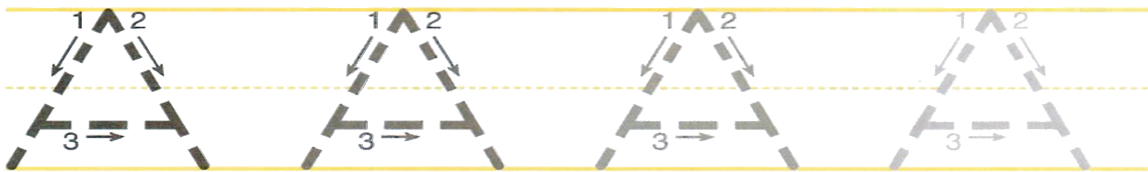

- Name the shape
- Circles
- Triangles
- Squares
- Rectangles
- Circles, squares, and triangles

Name: _____

Date: _____



Trace and write the letters.




Now see if you can write the big letter *A* and small letter *a*.

Name: _____


Date: _____

Circle the letter that stands for the beginning sound of each picture. Color the picture.




a

b



c

a



a


d



a

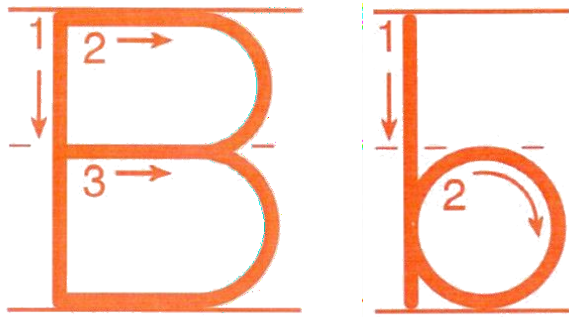
c

Circle and color the pictures that begin with A,a.




Name: _____

Date: _____



boat



Trace and write the letters.

Tracing practice area with four rows of handwriting lines (top, middle dashed, bottom). Each row contains four dashed letters for tracing. The first two rows are for uppercase 'B' and lowercase 'b', with stroke order numbers and arrows. The last two rows are for uppercase 'B' and lowercase 'b' without stroke order guides.


Now see if you can write the big letter *B* and small letter *b*.

Blank handwriting lines for independent practice, consisting of four rows of top, middle dashed, and bottom lines.

Name: _____

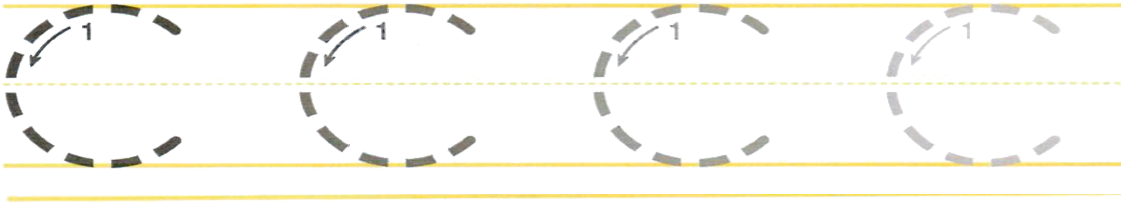
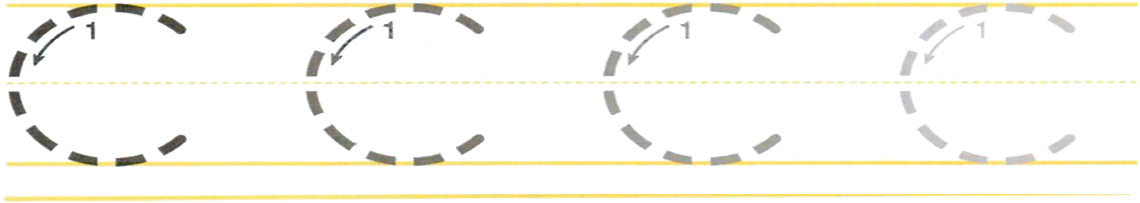

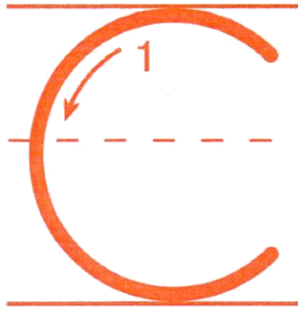
Date: _____

Circle and color the pictures that begin with B, b.



Name: _____

Date: _____







Now see if you can write the big letter C and small letter c.

Name: _____

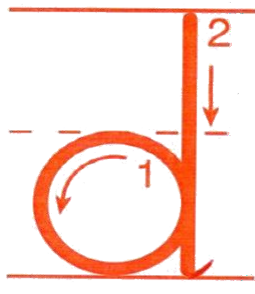
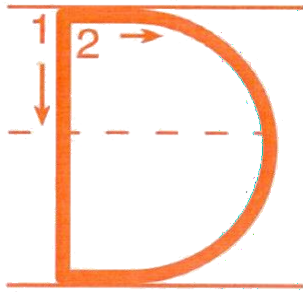
Date: _____

Find and color the balloons with the letter C or c.

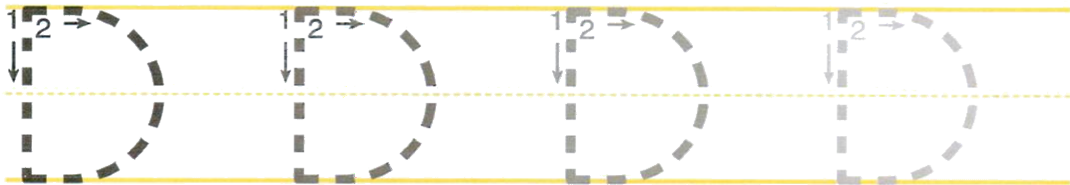

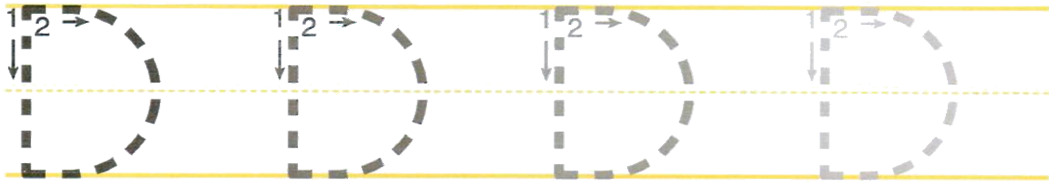


Name: _____

Date: _____



doll



Now see if you can write the big letter **D** and small letter **d**.

Name: _____

Date: _____


Write the missing letters.



__og



__ice




__uck



__a__



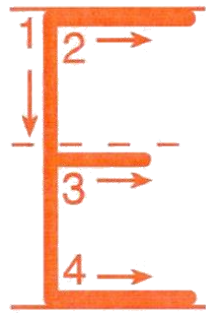
sa__



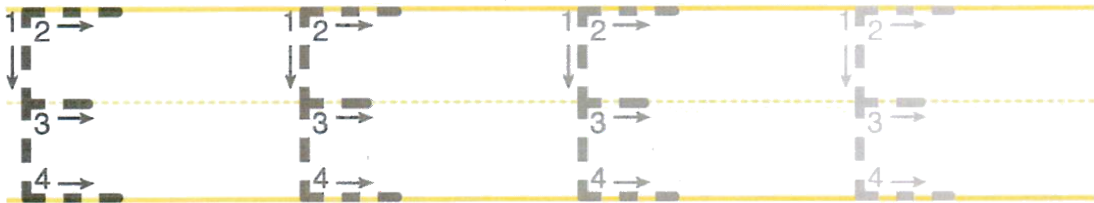
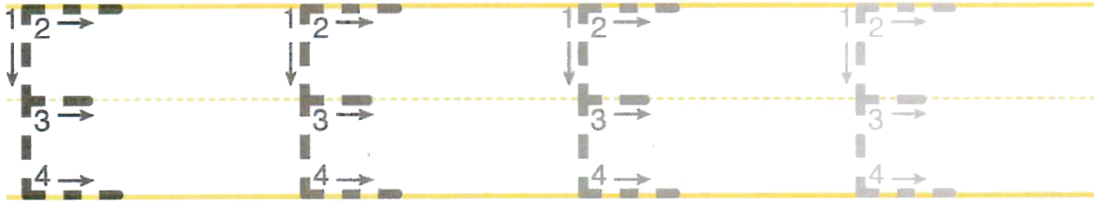

__ots

Name: _____

Date: _____



eggs





Now see if you can write the big letter **E** and small letter **e**.

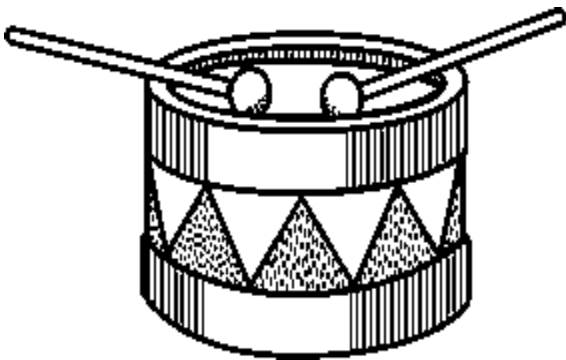
Name: _____

Date: _____

Color the pictures that start with the sound of E, e. Write the letter.




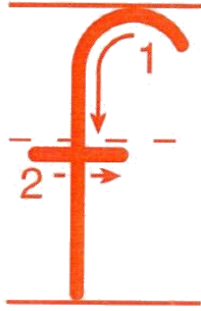
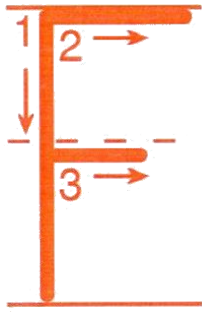




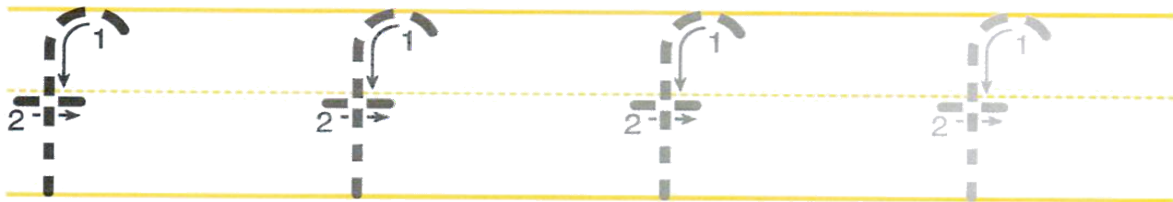
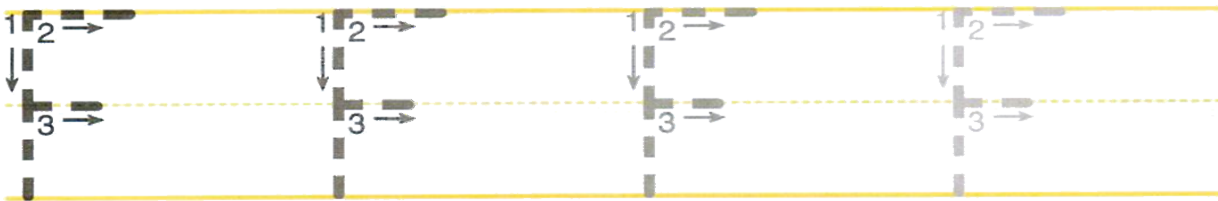
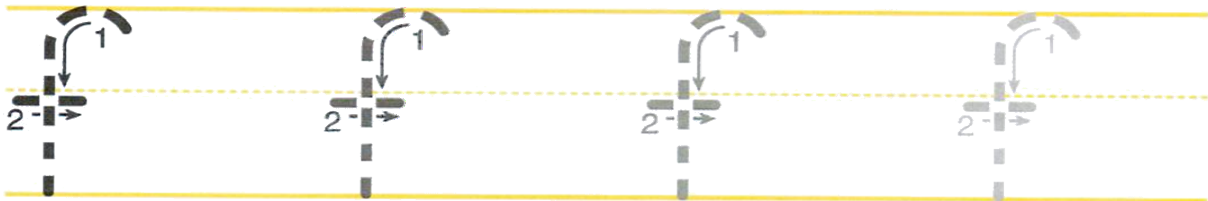
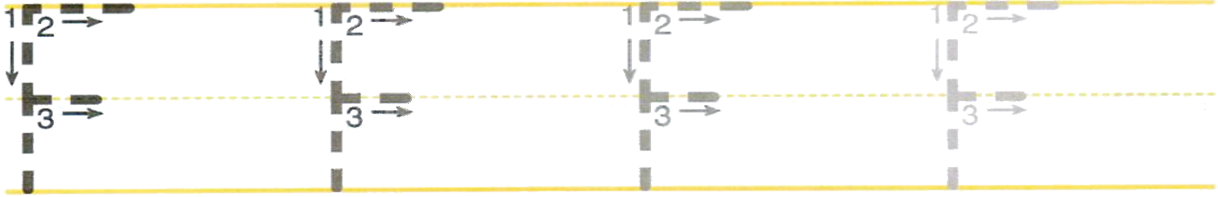


Name: _____

Date: _____



fish




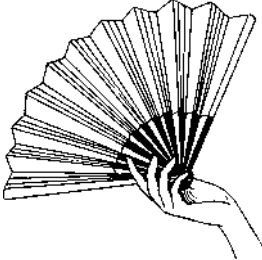


Now see if you can write the big letter **F** and small letter **f**.







Name: _____

Date: _____

Circle the letter that stands for the beginning sound of each picture. Color the picture.

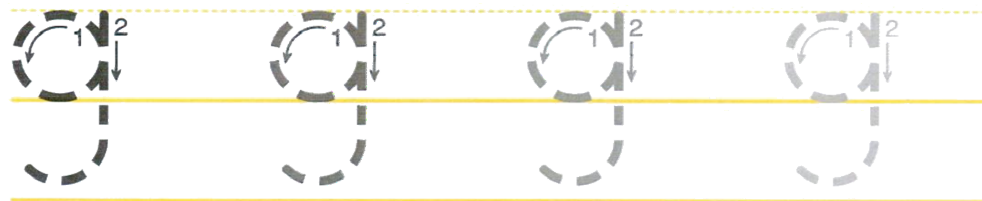
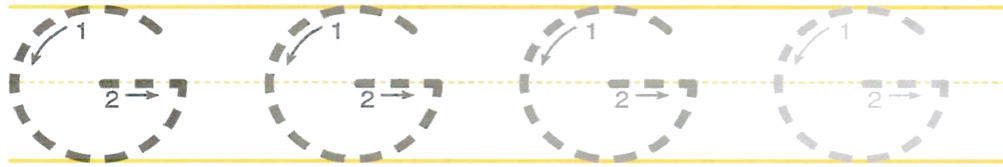
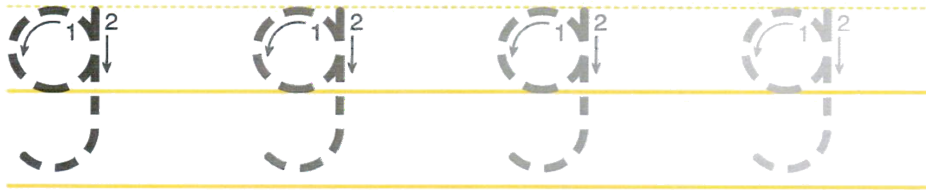
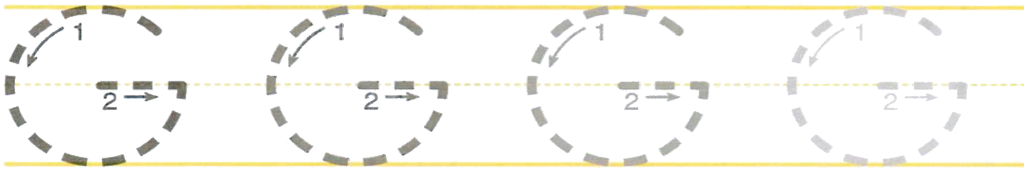

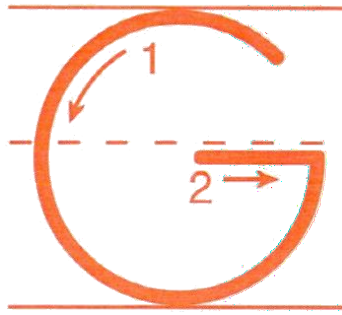
 <p>f b</p>	 <p>f e</p>
 <p>c d</p>	 <p>a f</p>

Circle and color the pictures that begin with *F,f*.

Name: _____

Date: _____







Now see if you can write the big letter **G** and small letter **g**.

Name: _____


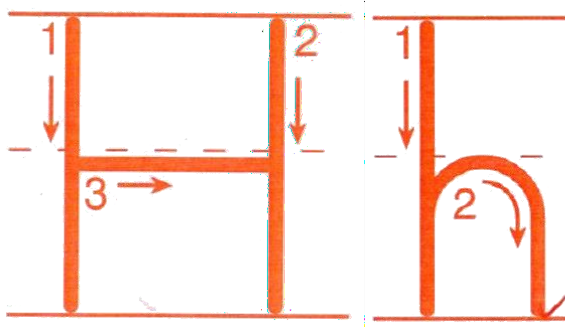
Date: _____

Circle and color the pictures that begin with G, g.

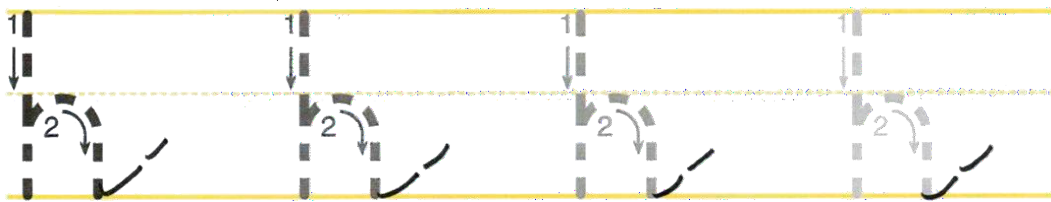
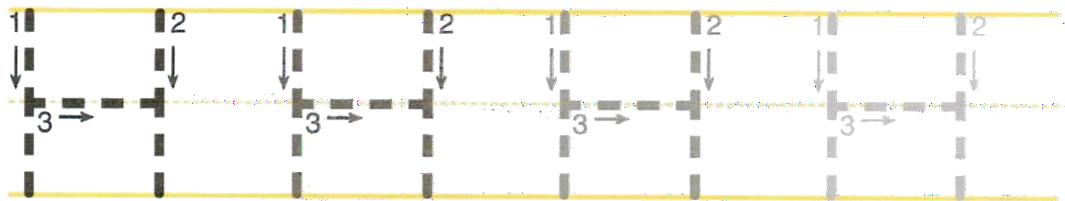
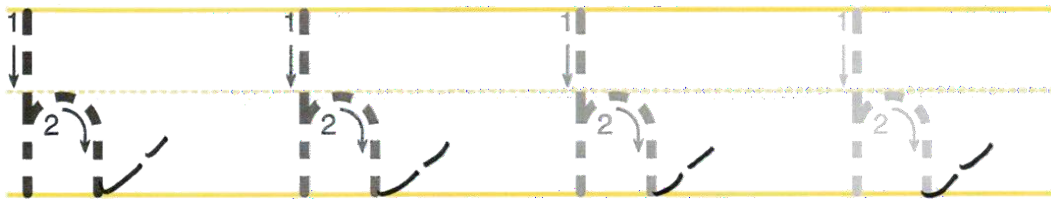
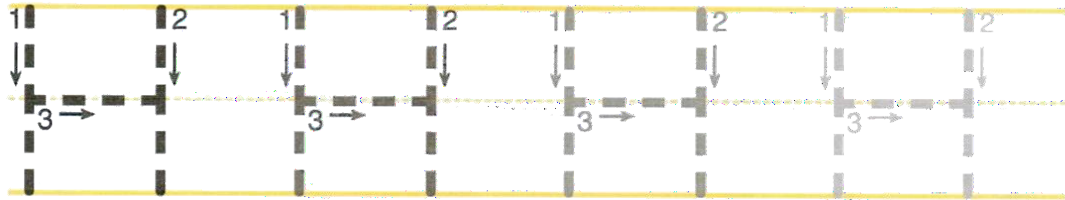


Name: _____

Date: _____



hat




Now see if you can write the big letter **H** and small letter **h**.

Name: _____

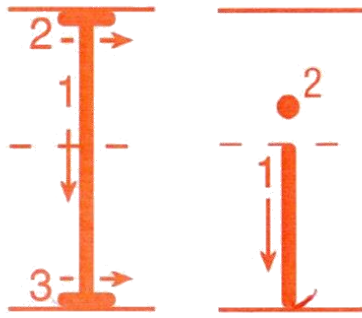
Date: _____

Find and color the balloons with the letter H or h.

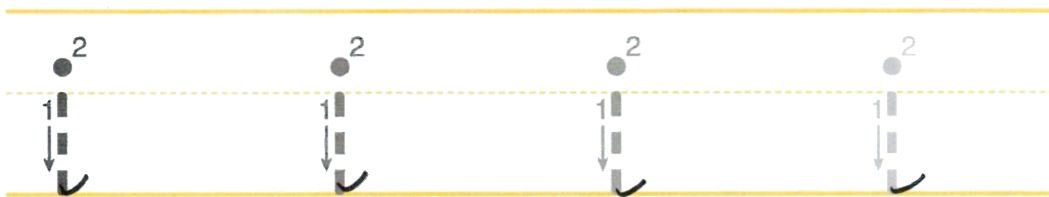
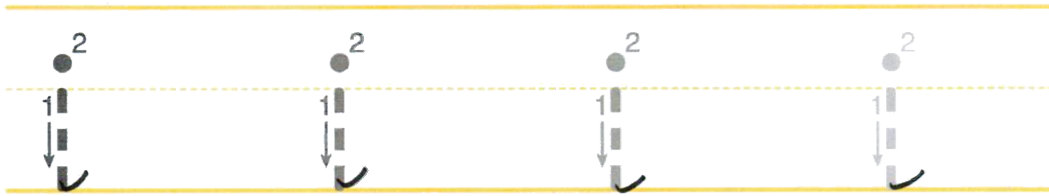


Name: _____

Date: _____



ice cream



Now see if you can write the big letter **I** and small letter **i**.

Name: _____

Date: _____

Write the missing letters.



__gloo




__ce



f__sh



p__nk



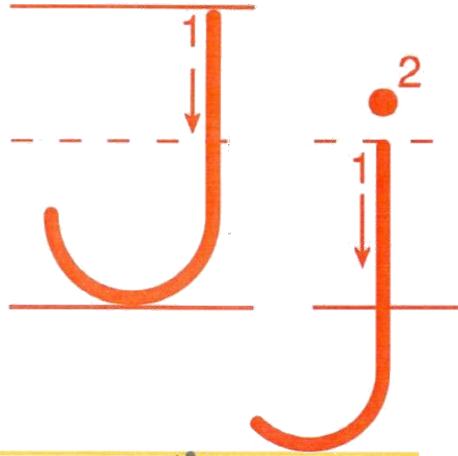
cl__p




b__n

Name: _____

Date: _____



jam



Now see if you can write the big letter **J** and small letter **j**.

Name: _____

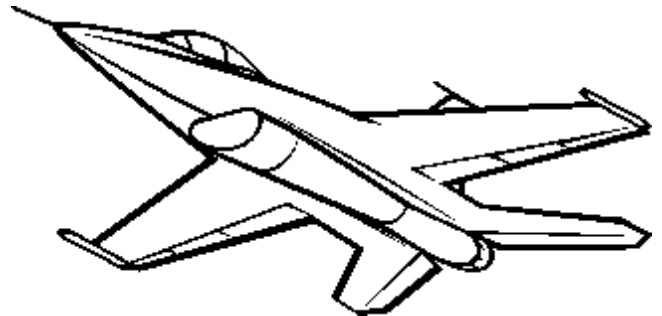
Date: _____

Color the pictures that start with the sound of J, j. Write the letter.



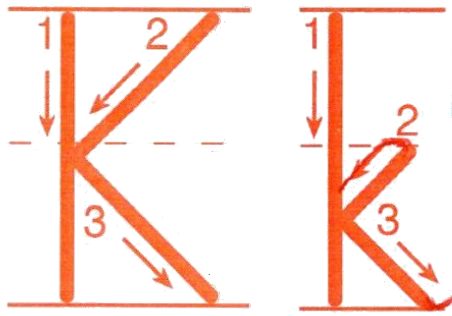




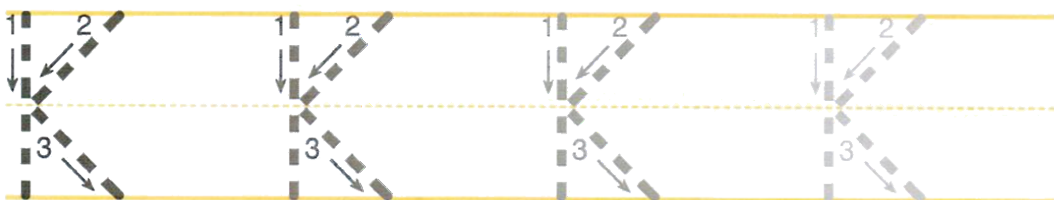
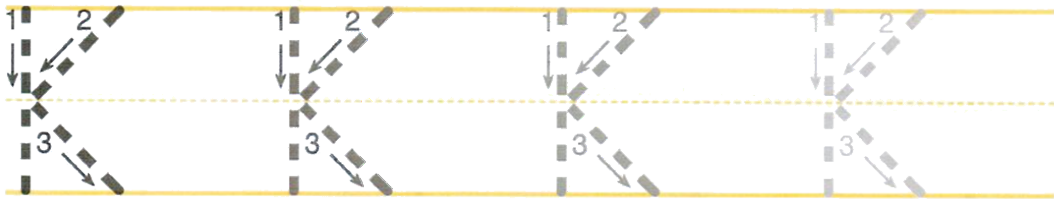


Name: _____

Date: _____



kangaroo




Now see if you can write the big letter **K** and small letter **k**.

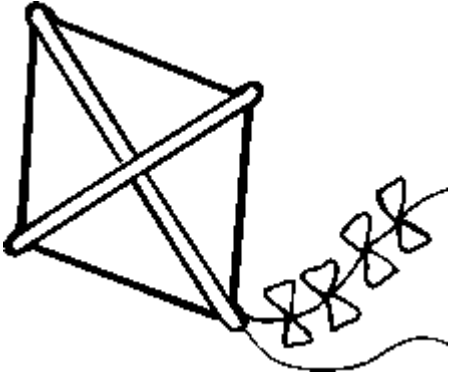
Name: _____

Date: _____


Circle the letter that stands for the beginning sound of each picture. Color the picture.



k **b**




c **k**



a **k**


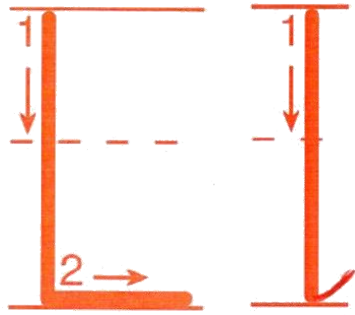
a **c**

Circle and color the pictures that begin with *K, k*.

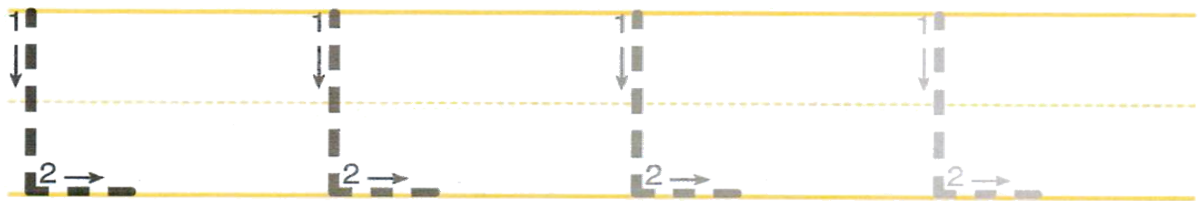
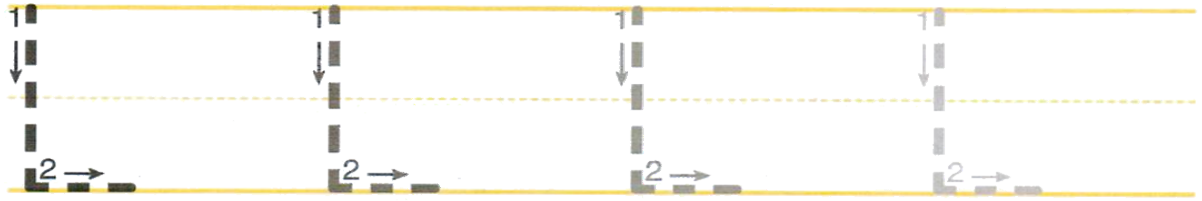


Name: _____

Date: _____



lemon


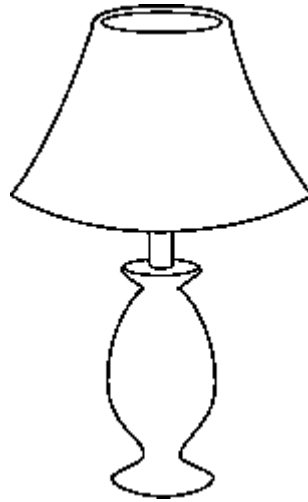




Now see if you can write the big letter *L* and small letter *l*.

Name: _____

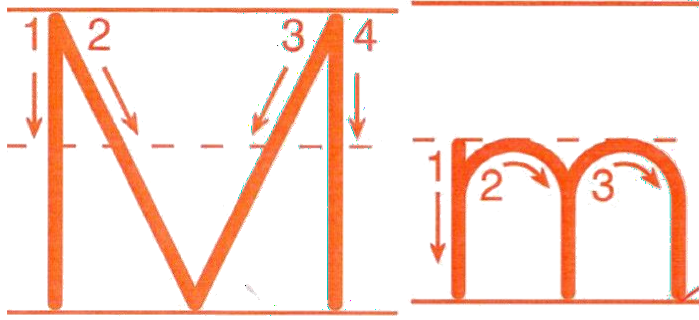
Date: _____

Circle and color the pictures that begin with L, I.

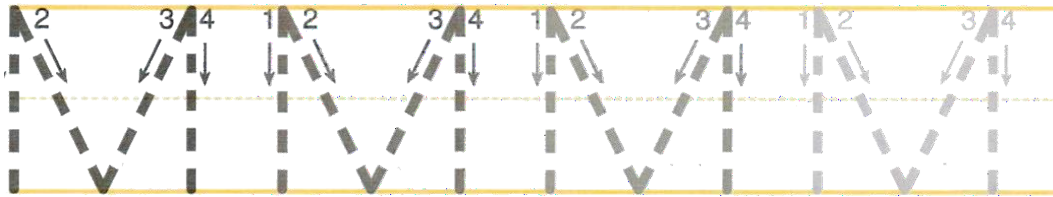
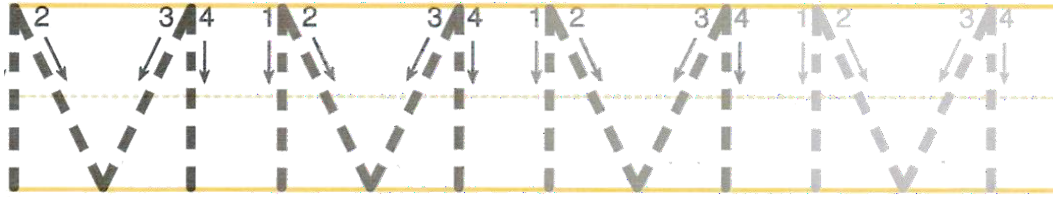


Name: _____

Date: _____



mouse




Now see if you can write the big letter **M** and small letter **m**.

Name: _____

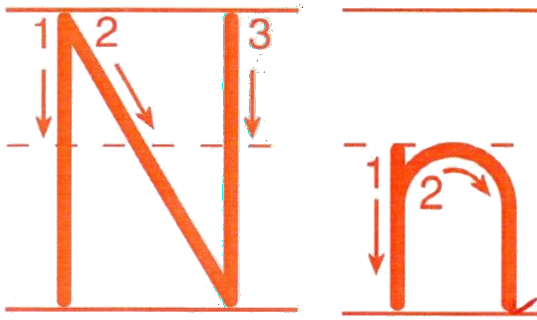
Date: _____

Find and color the balloons with the letter M or m.

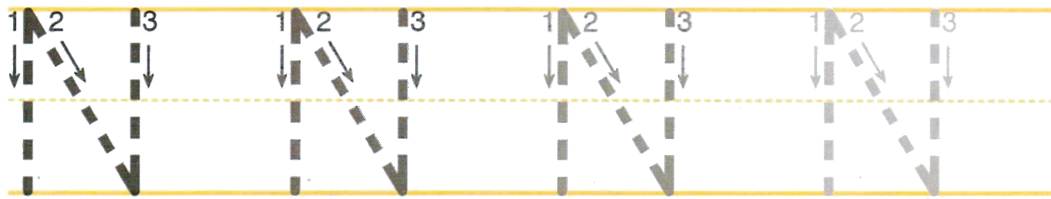
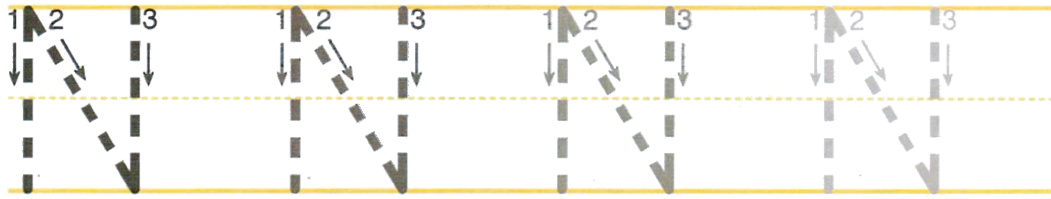



Name: _____

Date: _____



necklace



Now see if you can write the big letter **N** and small letter **n**.

Name: _____

Date: _____

Write the missing letters.



__amp



k__ife



__ose



fa__




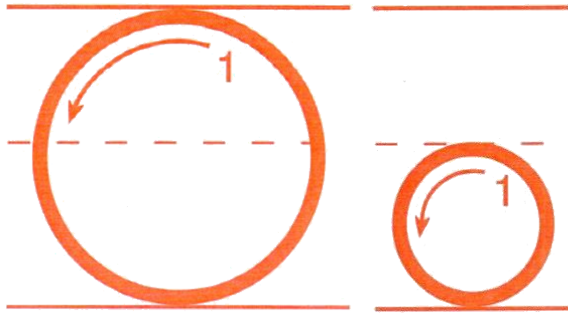
su__



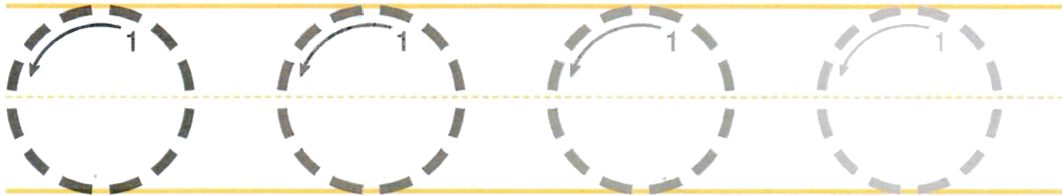
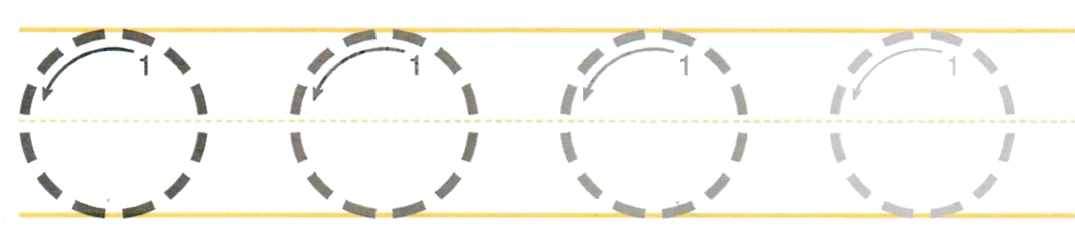
si__k

Name: _____

Date: _____



orange




Now see if you can write the big letter *O* and small letter *o*.


Name: _____


Date: _____

Color the pictures that start with the sound of O, o. Write the letter.



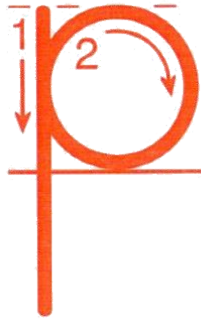
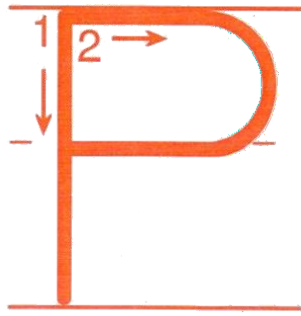




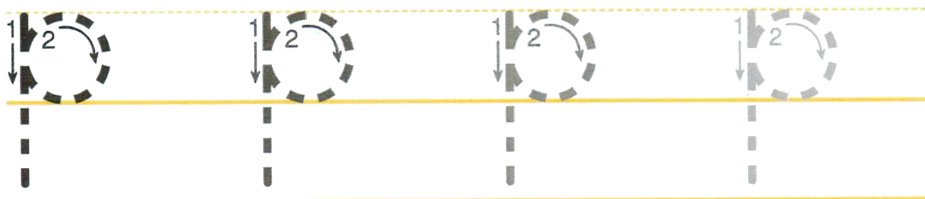
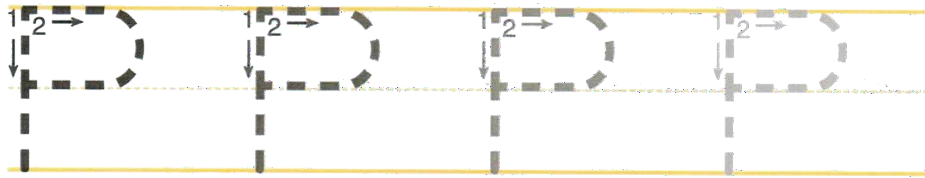
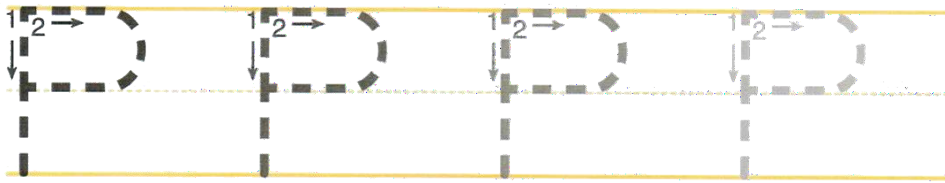



Name: _____

Date: _____



pig




Now see if you can write the big letter **P** and small letter **p**.

Name: _____

Date: _____

Circle the letter that stands for the beginning sound of each picture. Color the picture.



p

b



c

p



a


p



p

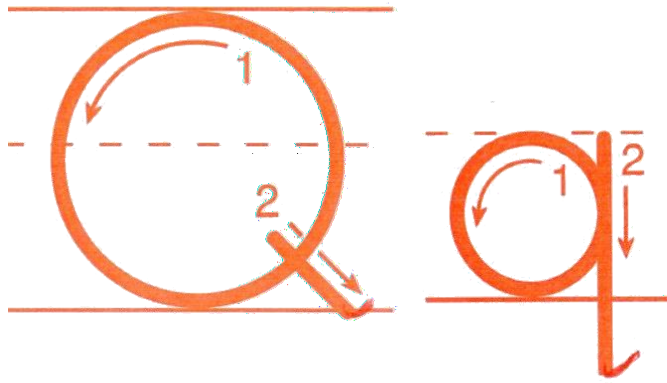
c

Circle and color the pictures that begin with P, p.

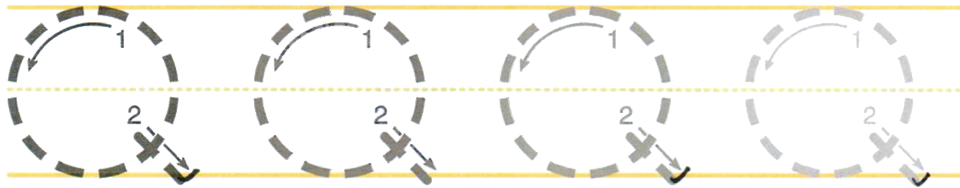
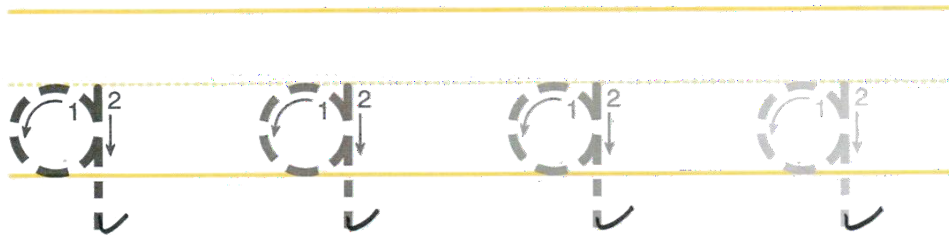
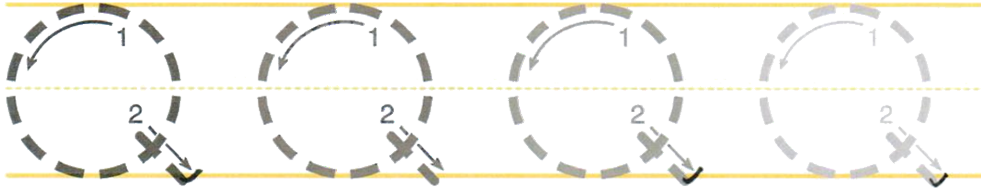


Name: _____

Date: _____



quarter


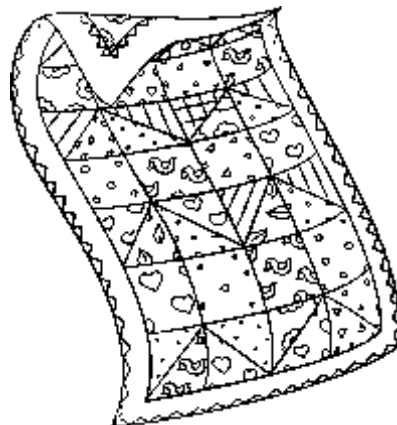


Now see if you can write the big letter **Q** and small letter **q**.

Name: _____

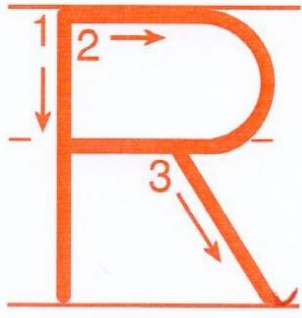
Date: _____

Circle and color the pictures that begin with Q, q.

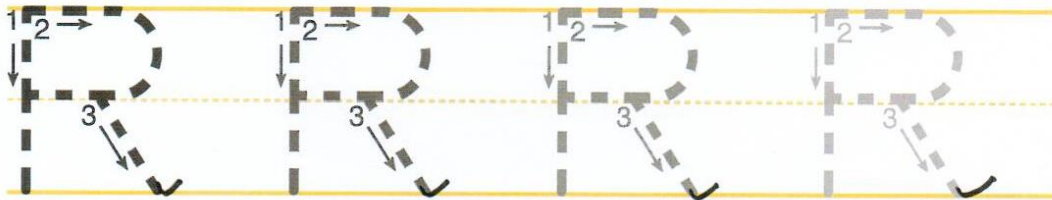
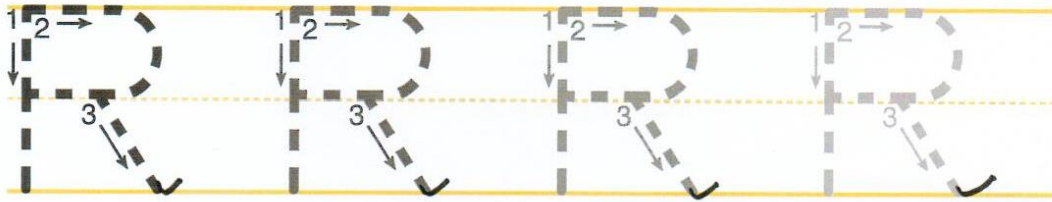


Name: _____

Date: _____



roller skates




Now see if you can write the big letter **R** and small letter **r**.

Name: _____

Date: _____

Find and color the balloons with the letter R or r.

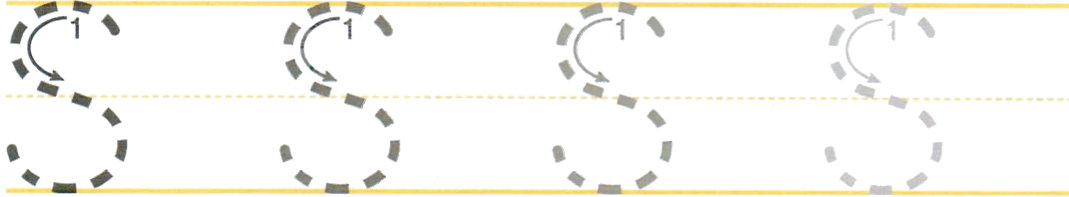


Name: _____

Date: _____



strawberry



Now see if you can write the big letter **S** and small letter **s**.

Name: _____

Date: _____

Write the missing letters.



__un



__ing



__our



__ock



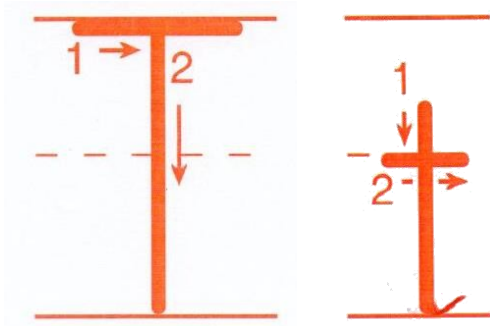
pape__



f__iends

Name: _____

Date: _____



trumpet

Tracing practice for uppercase T and lowercase t on four sets of handwriting lines. Each set contains four dashed letters for tracing, with stroke order numbers and arrows indicating the direction of the pen strokes.


Now see if you can write the big letter **T** and small letter **t**.

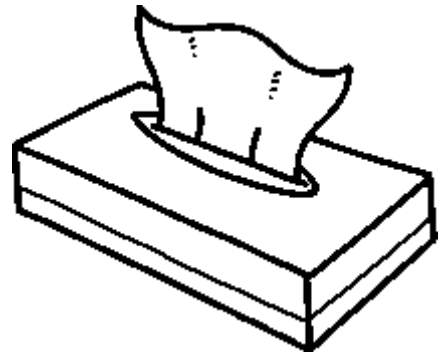
Blank handwriting lines for independent practice of uppercase T and lowercase t.


Name: _____

Date: _____

Color the pictures that start with the sound of T, t. Write the letter.



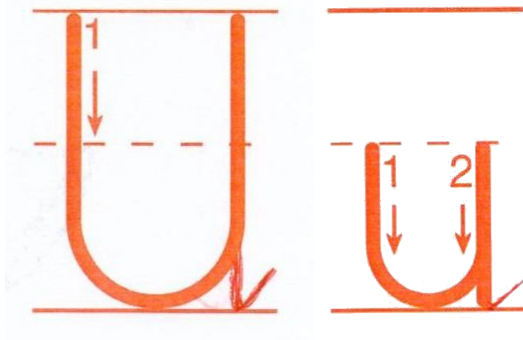







Name: _____

Date: _____



underwear







Now see if you can write the big letter *U* and small letter *u*.




Name: _____

Date: _____

Circle the letter that stands for the beginning sound of each picture. Color the picture.


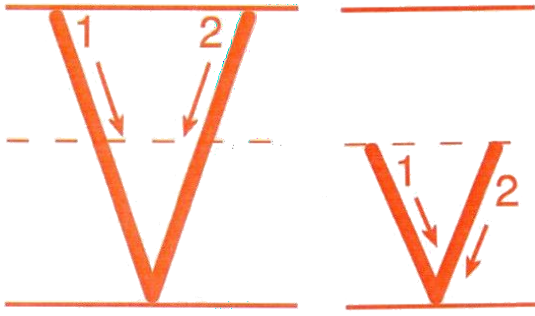
 <p>b u</p>	 <p>b u</p>
 <p>a d</p>	 <p>a u</p>

Circle and color the pictures that begin with *U, u*.


		
---	--	---

Name: _____

Date: _____



vacuum

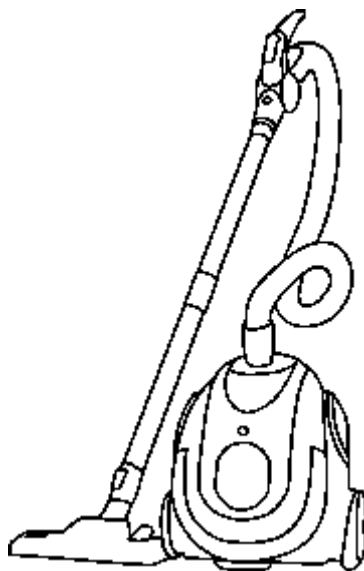
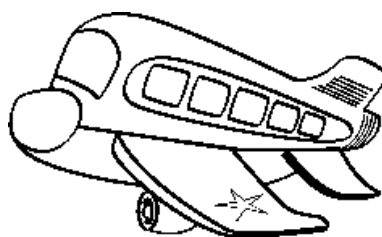




Now see if you can write the big letter **V** and small letter **v**.

Name: _____

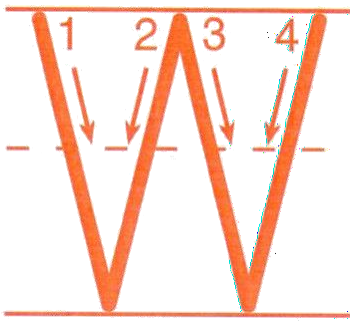
Date: _____

Circle and color the pictures that begin with V, v.


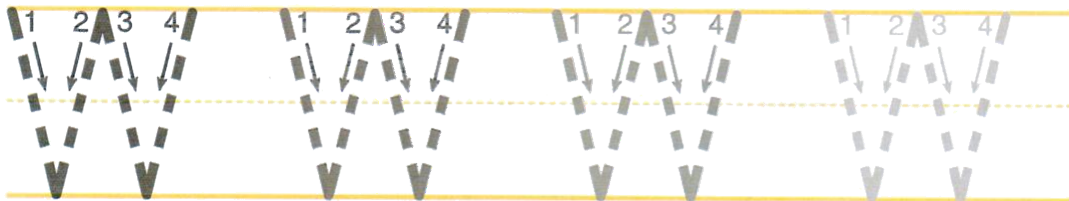

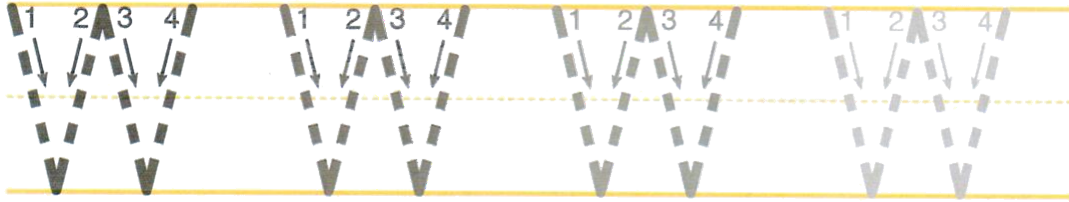



Name: _____

Date: _____



watermelon




Now see if you can write the big letter **W** and small letter **w**.

Name: _____

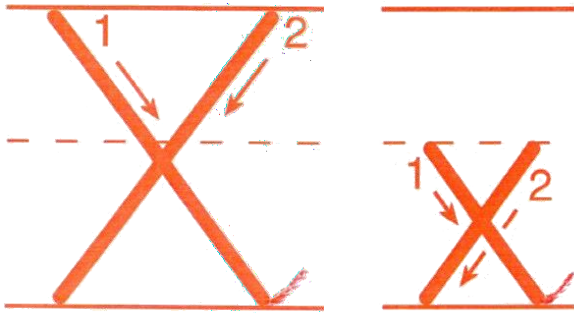
Date: _____

Find and color the balloons with the letter W or w.

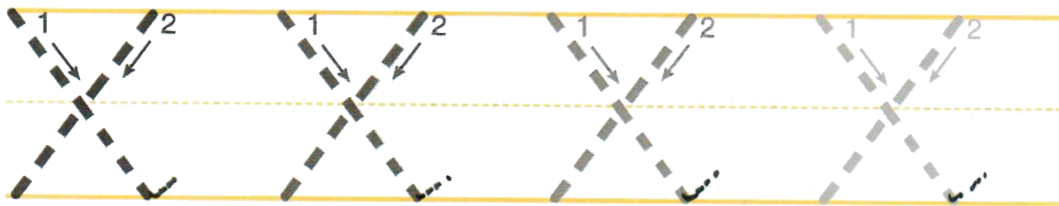
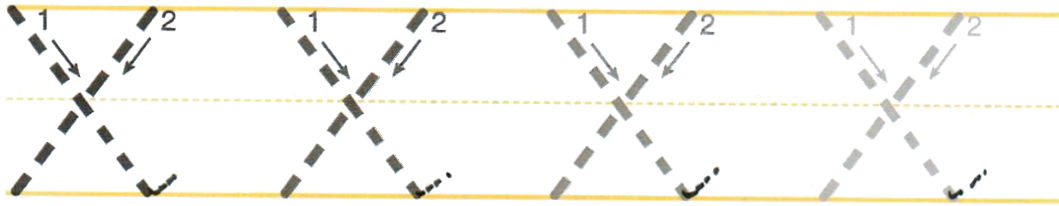



Name: _____

Date: _____



Xylophone

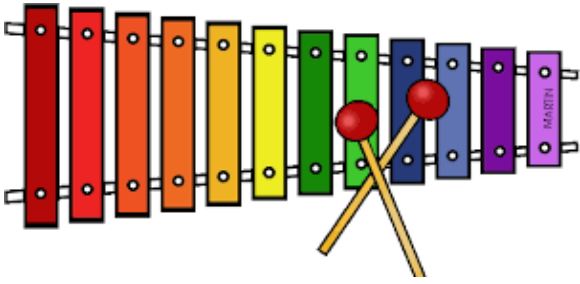


Now see if you can write the big letter **X** and small letter **x**.

Name: _____

Date: _____

Write the missing letters.



___ylophone



___ray



bo___



fo___



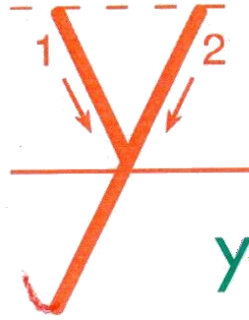
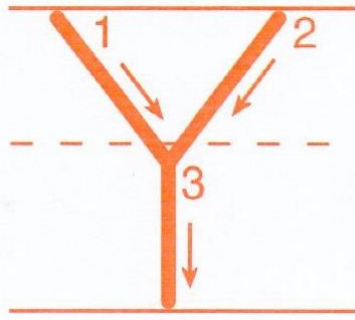
ta__i



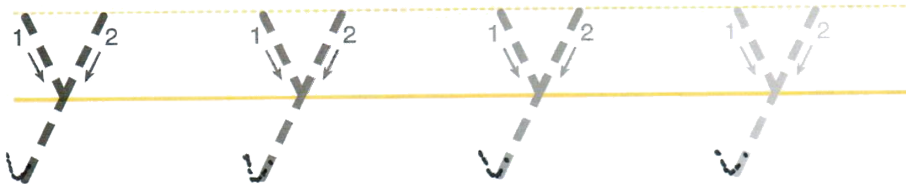
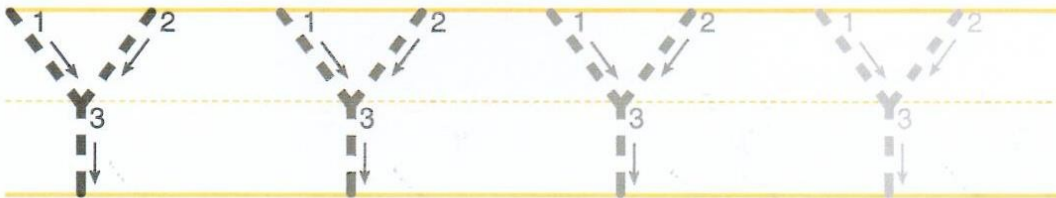
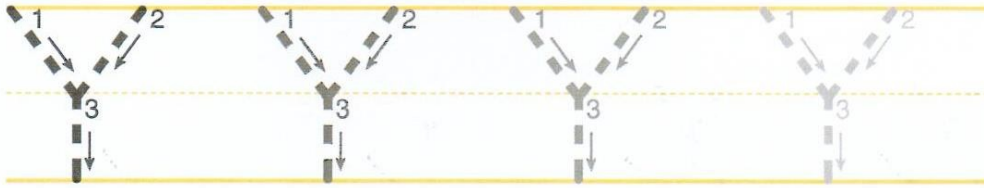

fi___

Name: _____

Date: _____



yo-yo




Now see if you can write the big letter **Y** and small letter **y**.

Name: _____

Date: _____

Color the pictures that start with the sound of Y, y. Write the letter.



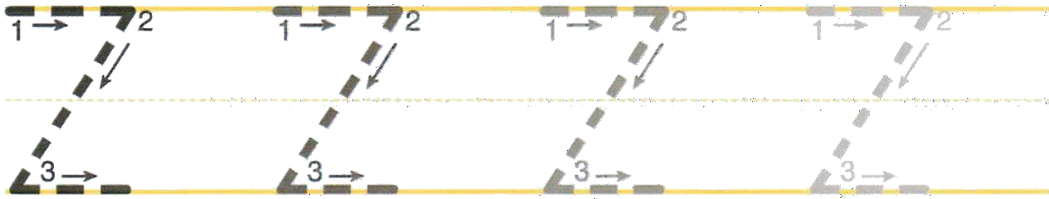

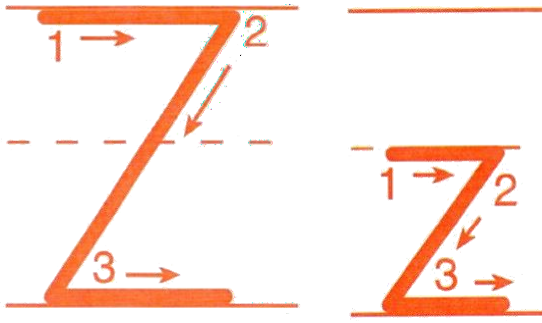






Name: _____

Date: _____




Now see if you can write the big letter Z and small letter z.


Name: _____

Date: _____

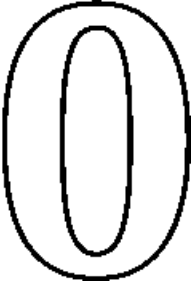
Circle the letter that stands for the beginning sound of each picture. Color the picture.




d **b**



v **a**


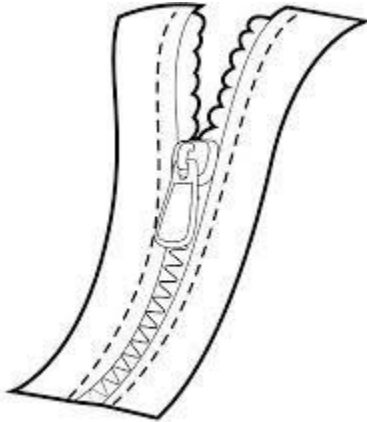



z **d**



z **c**

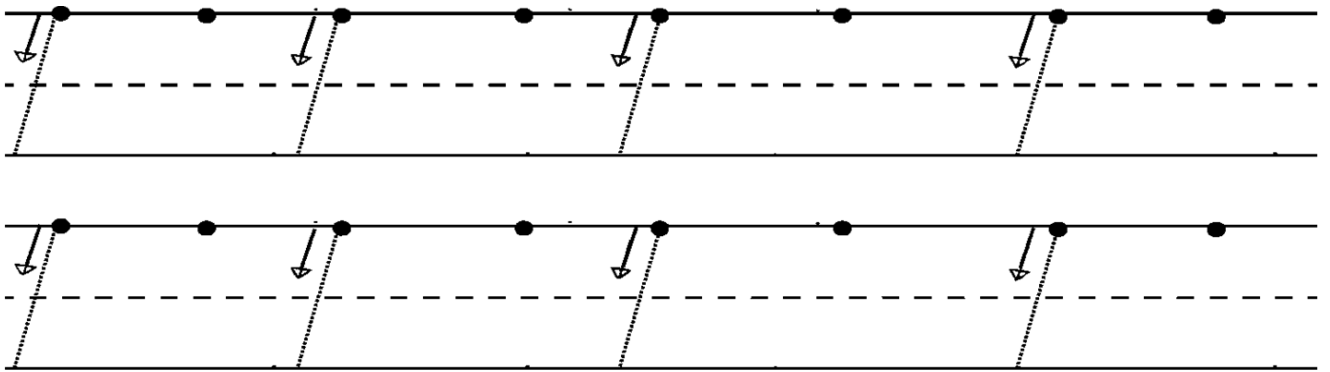
Circle and color the pictures that begin with Z, z.









Name: _____

Date: _____

Trace and write the numbers.



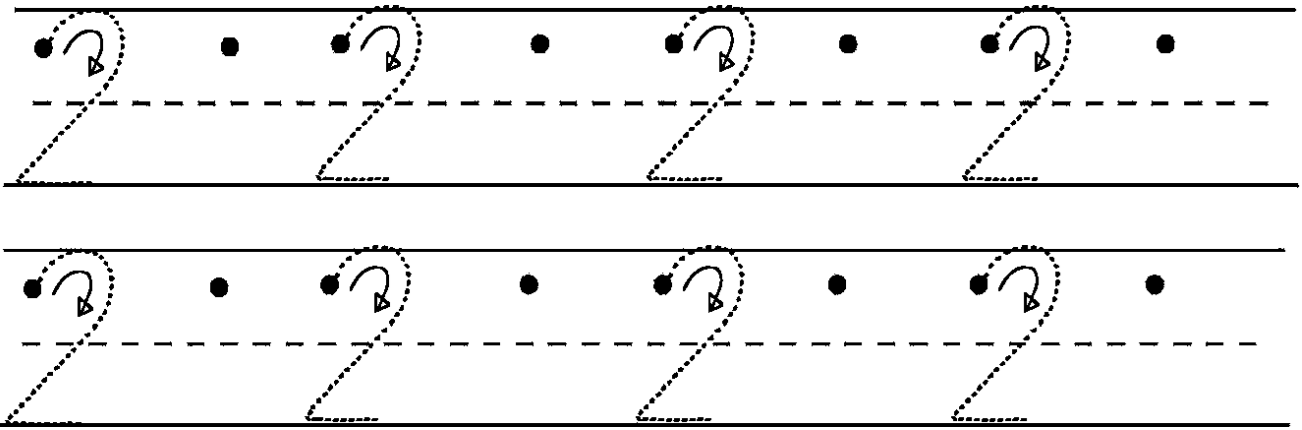
Count the birds in each box. Write the correct numbers in the box.

 <input data-bbox="539 943 790 1131" type="text"/>	 <input data-bbox="1241 943 1492 1131" type="text"/>
 <input data-bbox="539 1391 790 1579" type="text"/>	 <input data-bbox="1241 1391 1492 1579" type="text"/>
 <input data-bbox="539 1803 790 1991" type="text"/>	 <input data-bbox="1241 1803 1492 1991" type="text"/>

Name: _____

Date: _____

Trace and write the numbers.



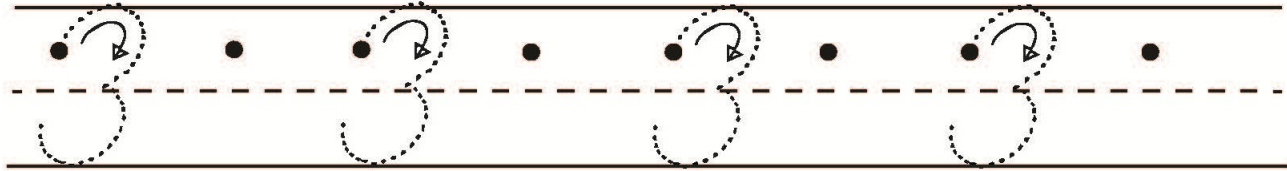
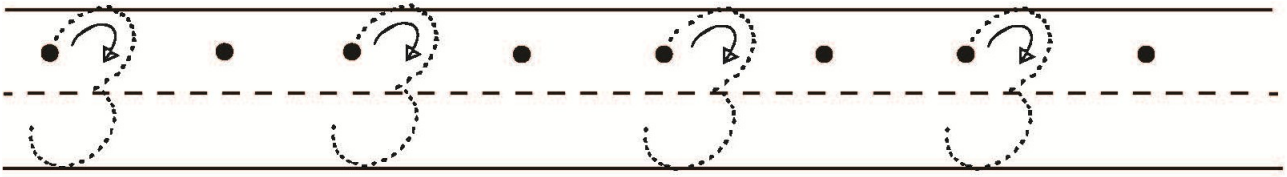
Color each space if it has a 2.

2	1	2	2	6	5
2	9	2	2	2	2
0	2	2	2	2	8
			4		2
					7
					2

Name: _____

Date: _____

Trace and write the numbers.



Count the selected clothing items and write how many in the box.

	 <input type="text"/>
--	--

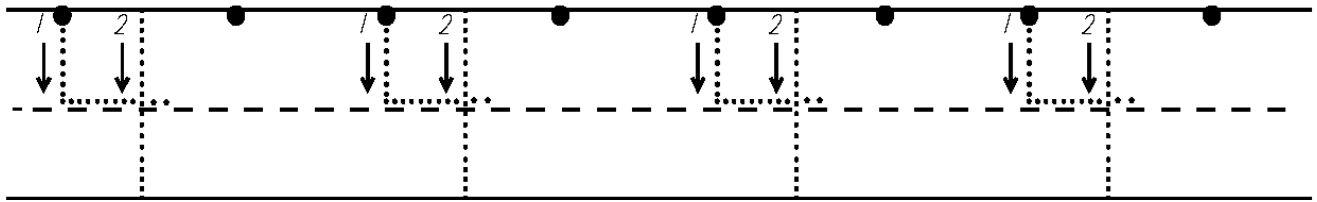
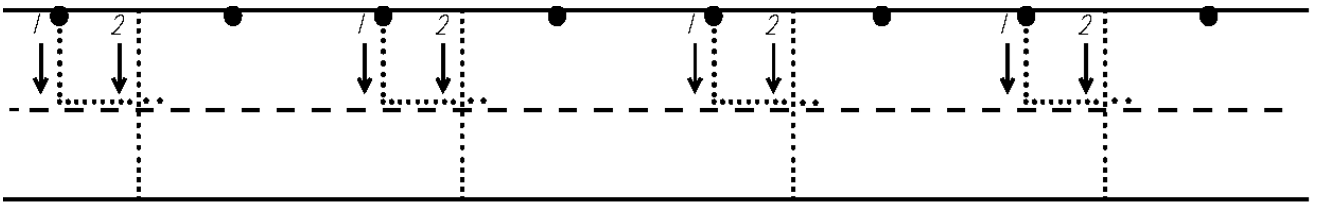
	 <input type="text"/>
---	---

	 <input type="text"/>
---	---



Name: _____

Date: _____

Trace and write the numbers.



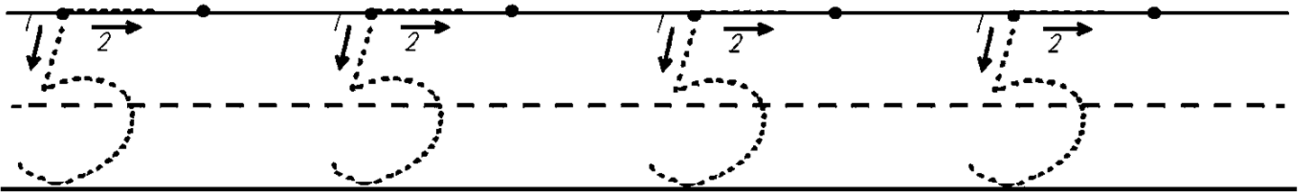
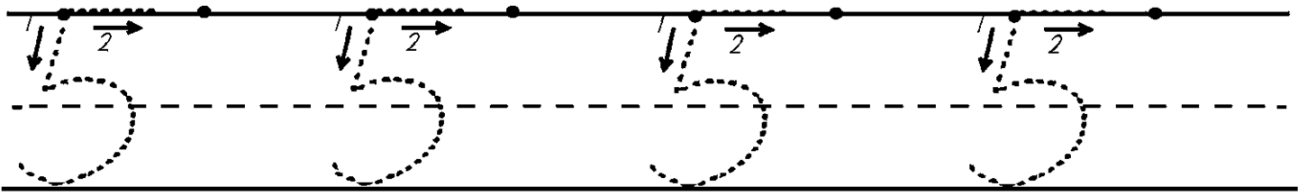
Look at the number on the trunk of each tree. Draw apples on each tree to equal the number shown.



Name: _____

Date: _____

Trace and write the numbers.



In each row, fill in the missing numbers

	2	3		5	
--	----------	----------	--	----------	--

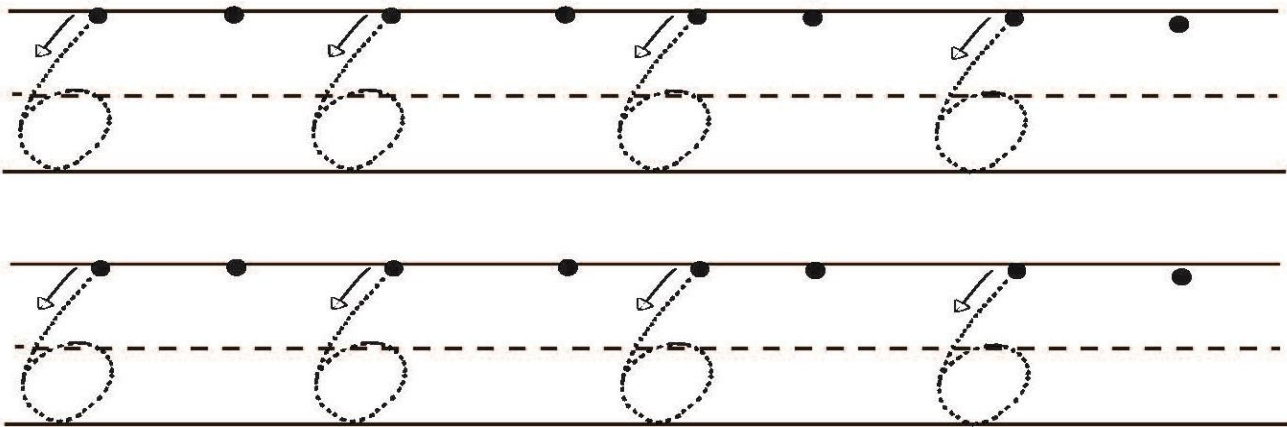
1		3	4		
----------	--	----------	----------	--	--

5		7		9	
----------	--	----------	--	----------	--







Name: _____

Date: _____

Trace and write the numbers.



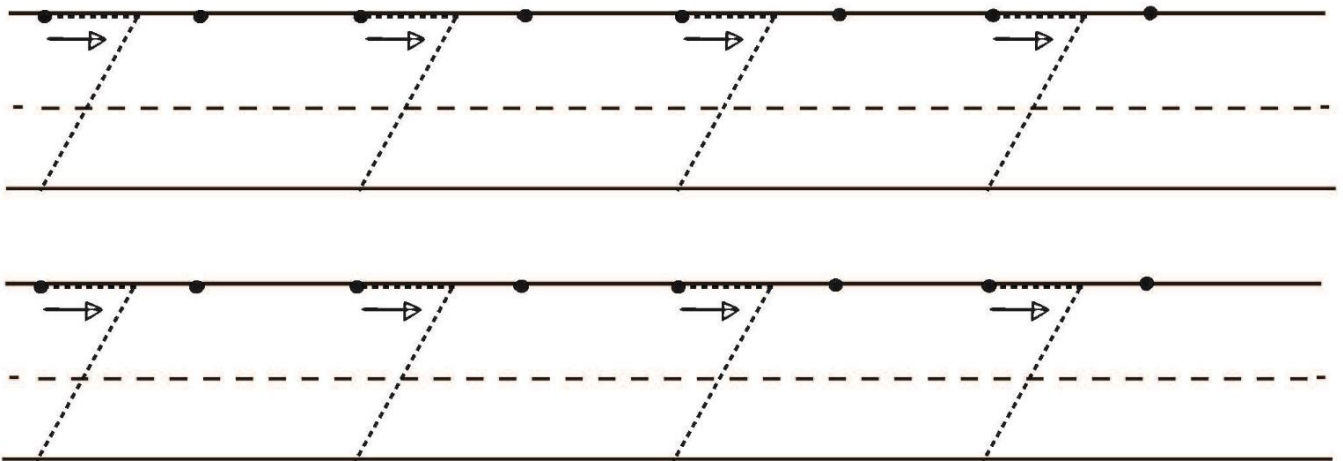
Count the animals. Circle the correct number.

 <p>1 2 3 4</p>	 <p>1 2 3 4</p>
 <p>2 5 8 7</p>	 <p>4 6 8 9</p>
 <p>4 6 9 8</p>	 <p>4 6 9 8</p>

Name: _____

Date: _____

Trace and write the numbers.



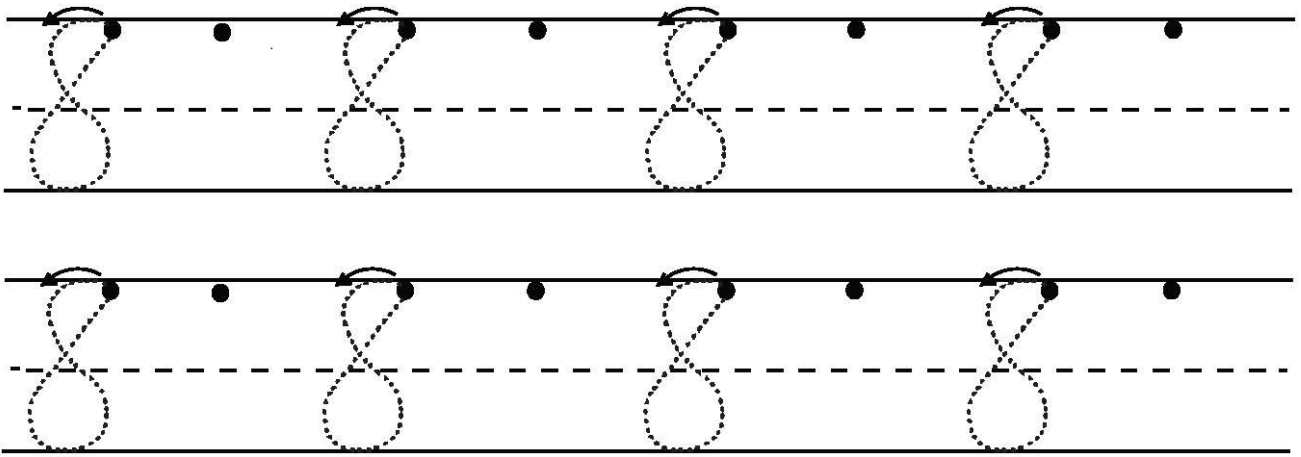
Color each space if it has a 7.

7	5	8	7	8	4
0	7	7	4	7	8
1	6	2	7	1	6
			4		7
					1

Name: _____

Date: _____

Trace and write the numbers.



Count the selected clothing items and write how many in the box.

	 <input data-bbox="1252 1030 1460 1243" type="text"/>
--	--

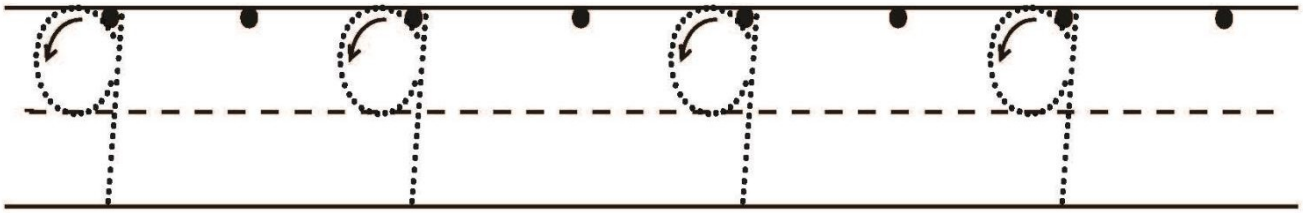
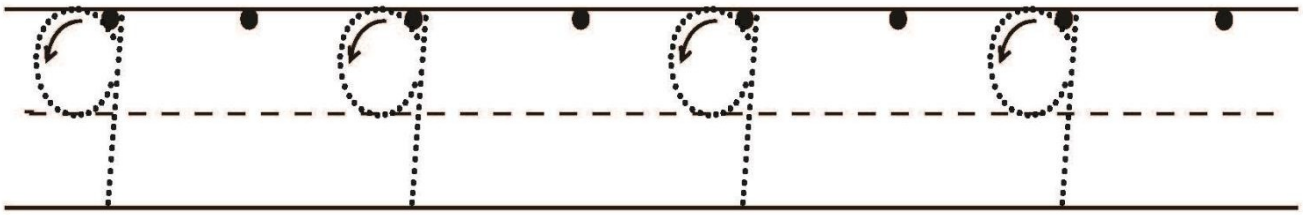
	 <input data-bbox="1252 1467 1460 1677" type="text"/>
--	--

	 <input data-bbox="1252 1892 1460 2107" type="text"/>
--	--





Name: _____

Date: _____

Trace and write the numbers.



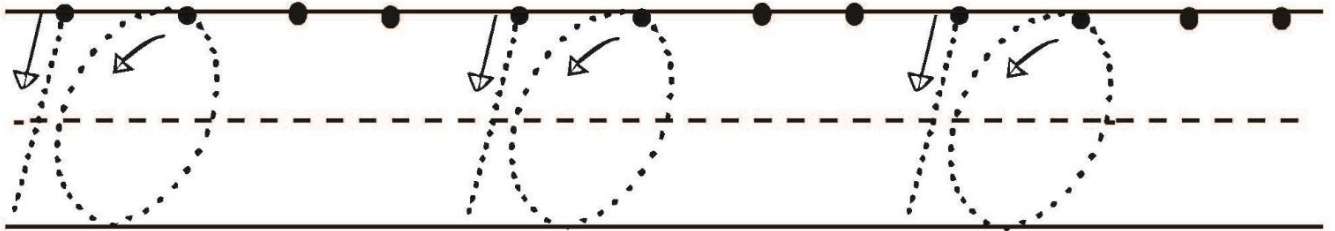
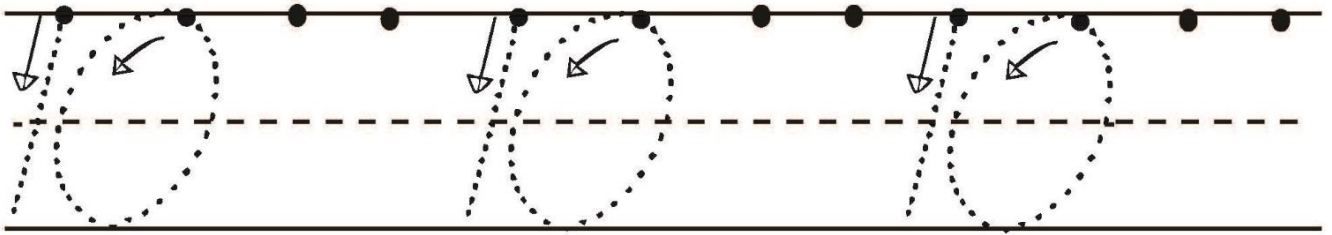
Look at the number on the trunk of each tree. Draw banana on each tree to equal the number shown.



Name: _____

Date: _____

Trace and write the numbers.



In each row, fill in the missing numbers

	11		13		
--	-----------	--	-----------	--	--

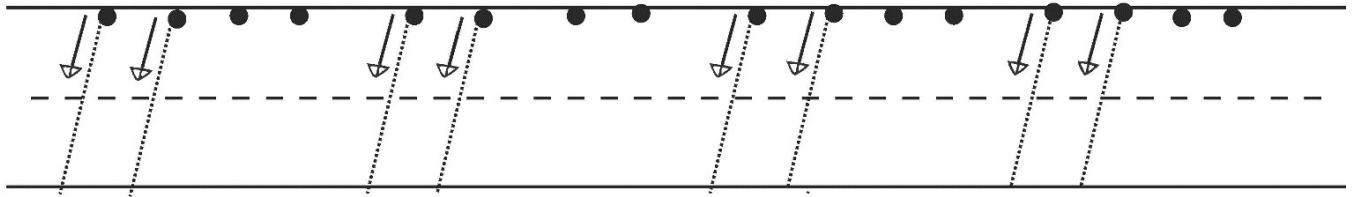
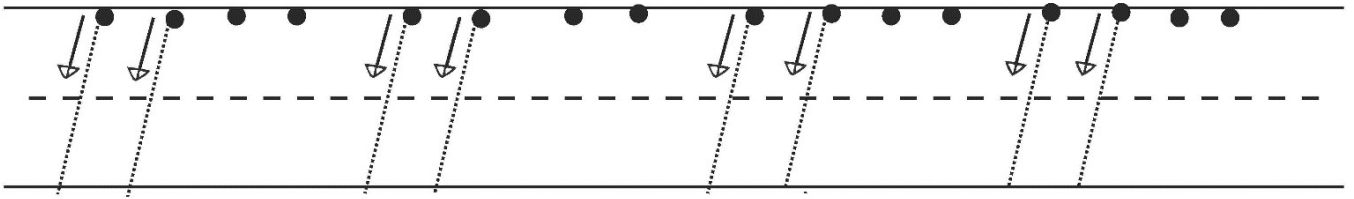
15		17	18		
-----------	--	-----------	-----------	--	--

9		11		13	
----------	--	-----------	--	-----------	--




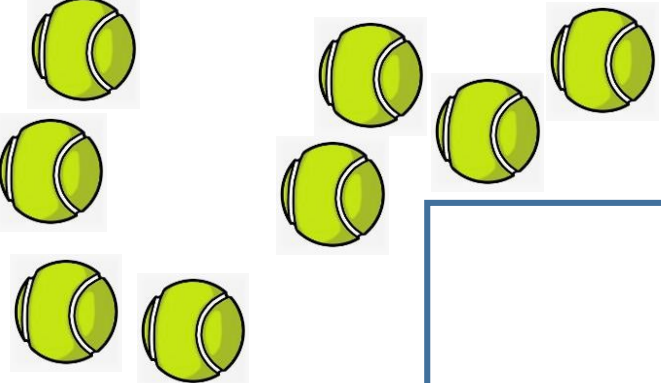
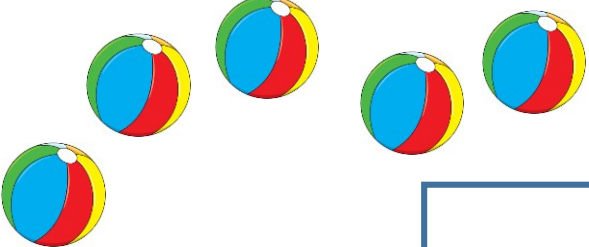

Name: _____

Date: _____

Trace and write the numbers.



Count the balls in each box. Write the correct numbers in the box.

 <input data-bbox="534 1041 790 1232" type="text"/>	 <input data-bbox="1236 1041 1492 1232" type="text"/>
 <input data-bbox="534 1467 790 1657" type="text"/>	 <input data-bbox="1236 1467 1492 1657" type="text"/>
 <input data-bbox="534 1870 790 2060" type="text"/>	 <input data-bbox="1236 1870 1492 2060" type="text"/>

Name: _____

Date: _____

Trace and write the numbers.



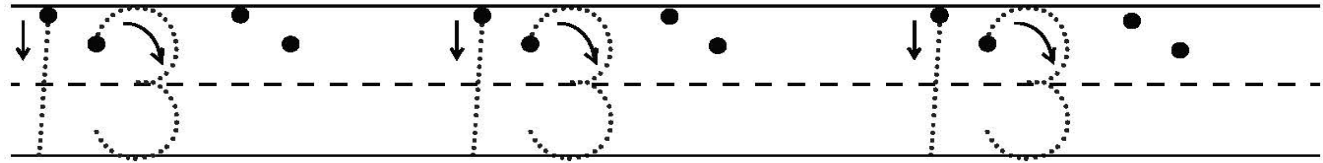
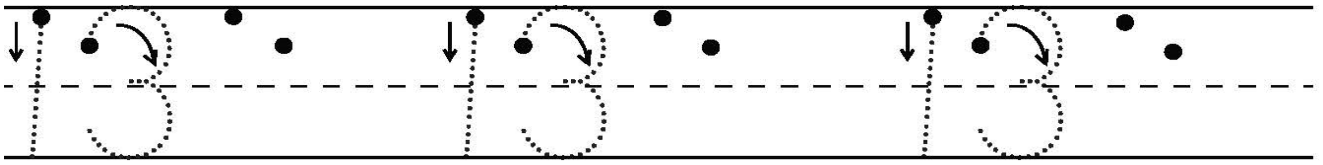
Color each space if it has a 12.

7	12	8	7	12	4
12			12		17
	6	8	17	6	
1	6	12	12	12	7
			4		1

Name: _____

Date: _____

Trace and write the numbers.



Count the selected clothing items and write how many in the box.

	 <input type="text"/>
--	--------------------------

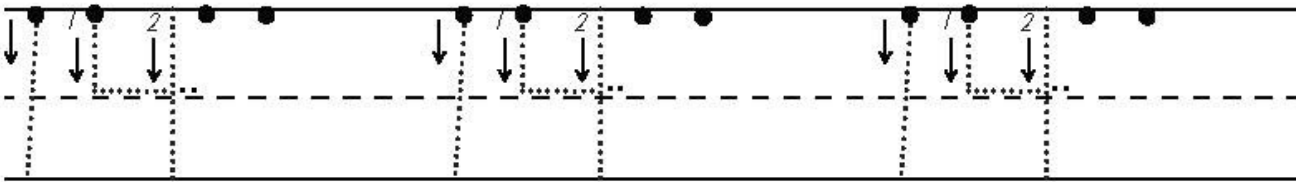
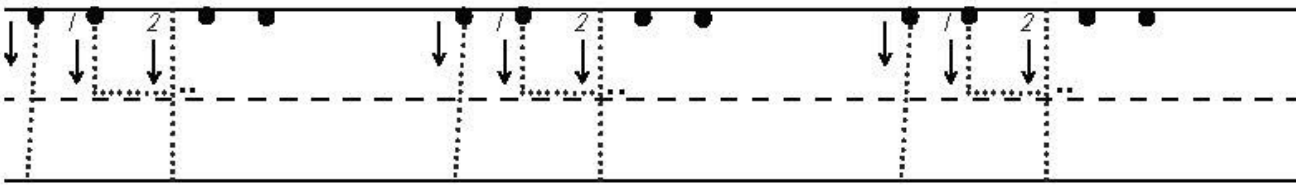
	 <input type="text"/>
--	--------------------------

	 <input type="text"/>
--	--------------------------





Name: _____

Date: _____

Trace and write the numbers.



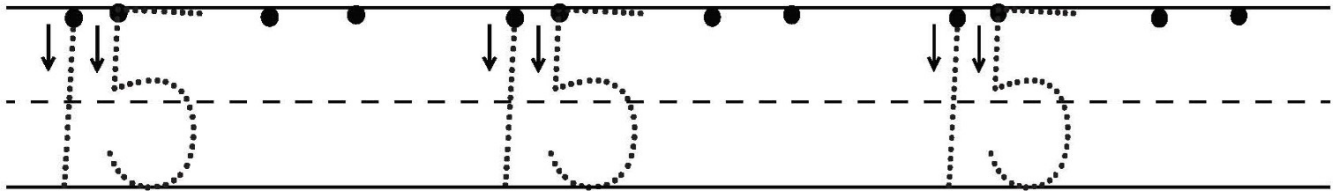
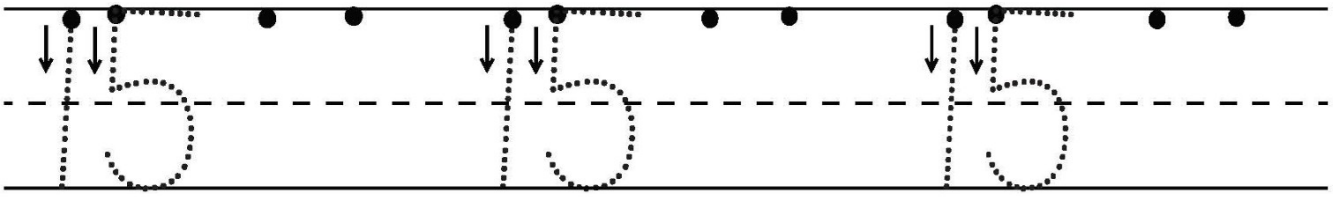
Look at the number on the trunk of each tree. Draw orange on each tree to equal the number shown.



Name: _____

Date: _____

Trace and write the numbers.



In each row, fill in the missing numbers

14		16			19
-----------	--	-----------	--	--	-----------

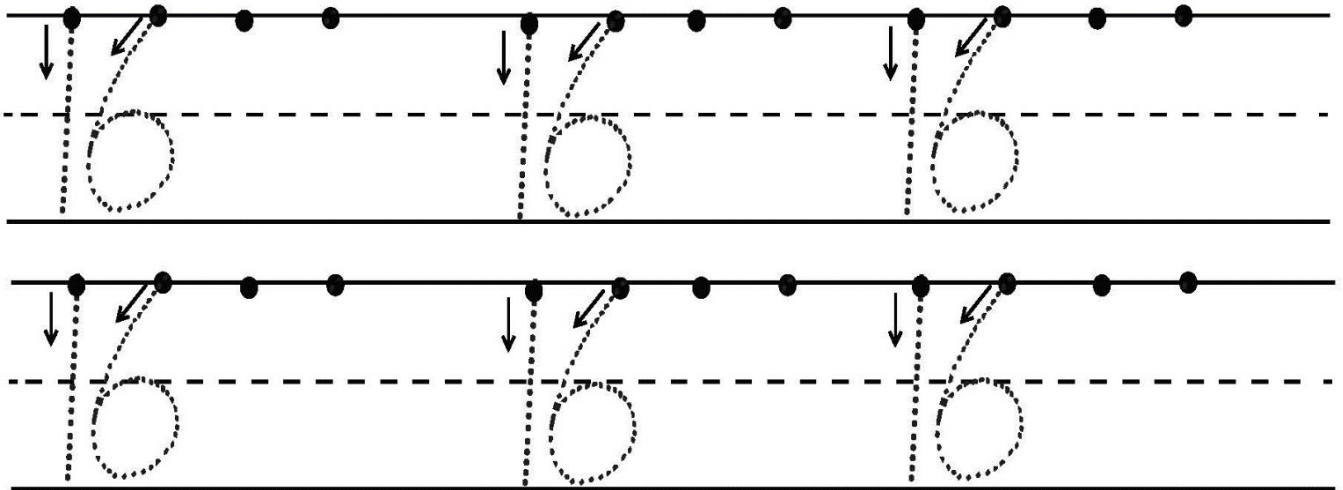
13	14			17	
-----------	-----------	--	--	-----------	--

12		14		16	
-----------	--	-----------	--	-----------	--



Name: _____

Date: _____

Trace and write the numbers.



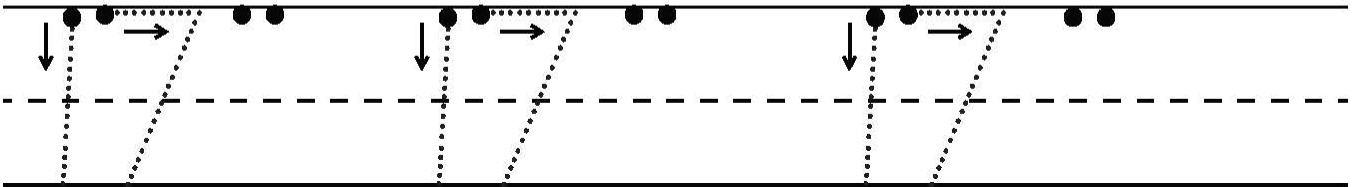
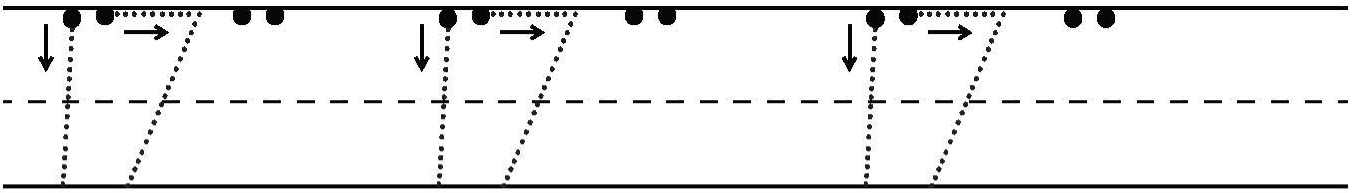
Count the trees in each box. Write the correct numbers in the box.

 <input data-bbox="534 1041 790 1232" type="text"/>	 <input data-bbox="1236 1041 1492 1232" type="text"/>
 <input data-bbox="534 1467 790 1657" type="text"/>	 <input data-bbox="1236 1467 1492 1657" type="text"/>
 <input data-bbox="534 1870 790 2060" type="text"/>	 <input data-bbox="1236 1870 1492 2060" type="text"/>

Name: _____

Date: _____

Trace and write the numbers.



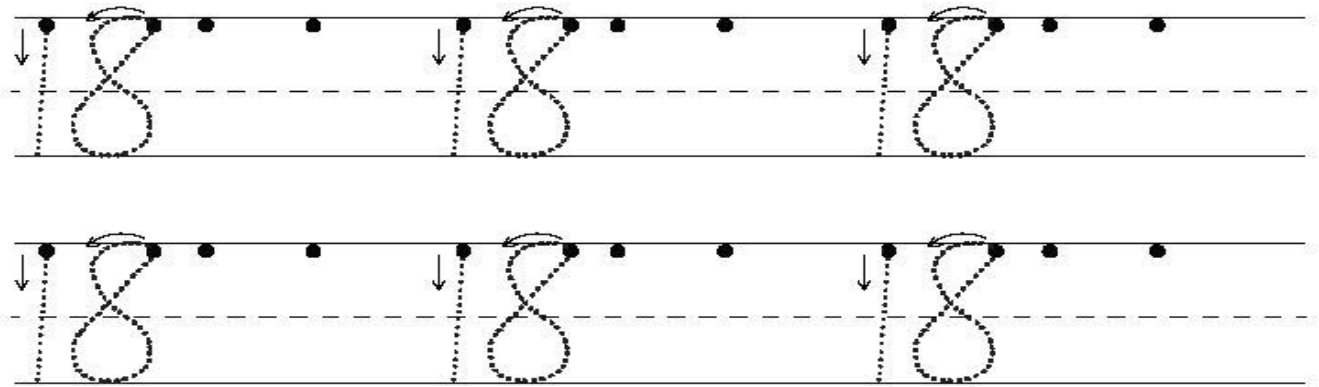
Color each space if it has a 12.

17	12	8	17	12	14
12	16	18	12	17	17
17	6	12	12	12	6
			4		17
					1

Name: _____

Date: _____

Trace and write the numbers.



Count the selected clothing items and write how many in the box.

	 <input type="text"/>
--	--------------------------

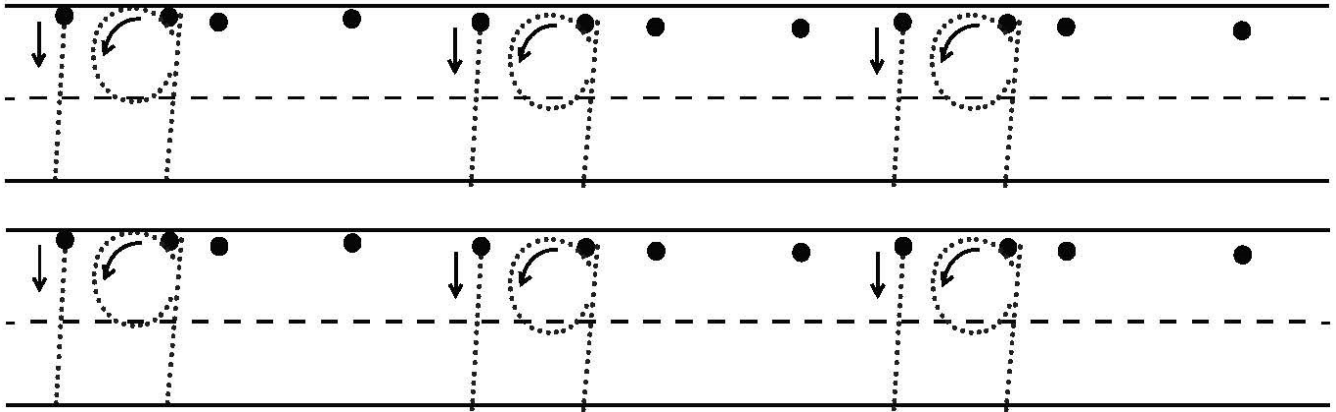
	 <input type="text"/>
--	--------------------------

	 <input type="text"/>
--	--------------------------





Name: _____

Date: _____

Trace and write the numbers.



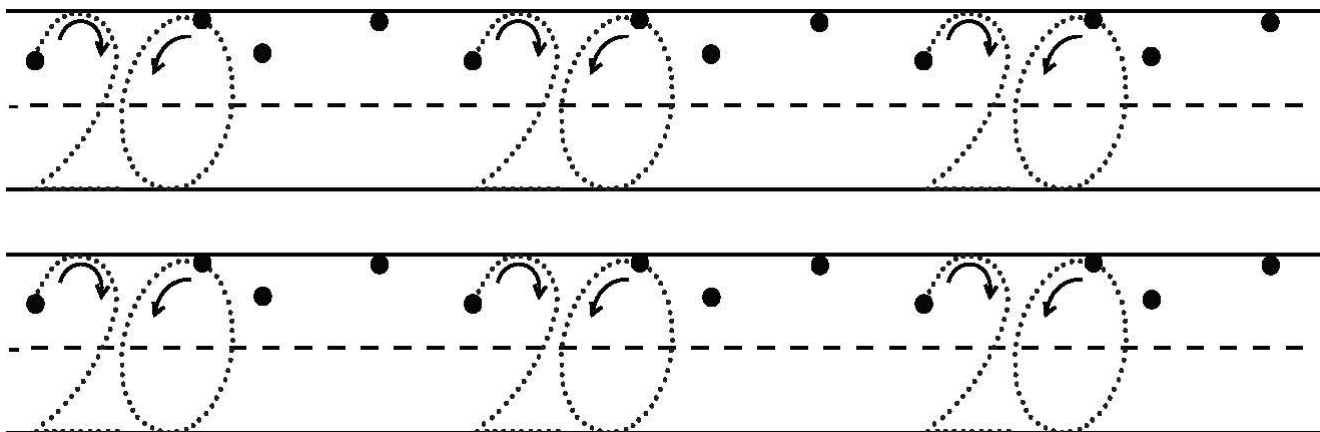
Look at the number on the trunk of each tree. Draw strawberry on each tree to equal the number shown.



Name: _____

Date: _____

Trace and write the numbers.



In each row, fill in the missing numbers

15			18		
-----------	--	--	-----------	--	--

11		13			
-----------	--	-----------	--	--	--

12	13			16	
-----------	-----------	--	--	-----------	--