




**Jeddah Knowledge International School**

**SUMMER**



**PACK**



**PRE-K**

**SY 2019-2020**



## Table of Content

### IXL Tasks

**English Worksheets**

**1 – 52**

**Math Worksheets**

**53 - 72**

## IXL Tasks

The students may practice language and math skills using IXL.

### **Practicing:**

To access IXL, please follow the steps below:

- IXL is accessible through this link: <https://www.ixl.com/signin/jeddah>
- You can login using the username and password.
- Click on the “Practice” tab on the top left corner.
- Choose the grade level that your child currently completed.
- Choose ‘Language’ or ‘Math’ depending on the subject you would like to practice.
- Choose the skill that your child may wish to practice and provide encouragement to practice excelling in these skills.
- In the next page you will find suggested skills that your child can work on.
- The progress of your child can be accessed by clicking on the “Reports” tab. This will give full details of the practice and progress that has taken place. Please print out a report and have your child submit it to his/her teacher on the first day back to school.

**Note:** It In preparation for the upcoming school year, it is requested that your child practices some of the skills stated in his/her grade level.



## **Pre-K IXL Language**

### **Letter Identification**

- Find the letter in the alphabet: lowercase
- Find the letter in the alphabet: uppercase
- Choose the letter that you can hear: lowercase
- Choose the letter that you can hear: uppercase
- Frequently confused letters: find the letter
- Frequently confused letters: find all the letters

### **Lowercase and uppercase letter**

- Choose the lowercase letter that matches: easier letters
- Choose the uppercase letter that matches: easier letters

### **Blending and segmenting**

- Blend the sounds together to make a word
- Identify the first sound in a word

### **Location words**

- Inside and outside
- Above and below

### **Color and number words**

- Use color words

## **Pre-K IXL Math**

### **Numbers and counting up to 5**

- Count pictures - up to 5
- Count dots - up to 5
- Count shapes in rows - up to 5
- Count cubes - up to 5
- Count on ten frames - up to 5

### **Numbers and counting up to 10**

- Count pictures - up to 10
- Count dots - up to 10
- Count shapes in rows - up to 10
- Count on ten frames - up to 10

### **Comparing**

- More
- Fewer
- Compare numbers (larger and largest)
- Compare numbers (smaller and smallest)


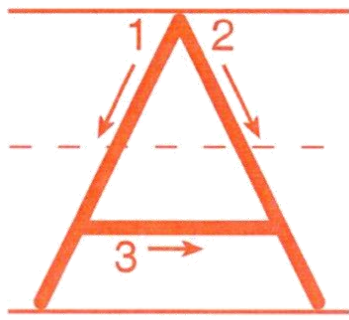
### **Patterns**

- Size patterns
- Shape patterns
- What comes next?

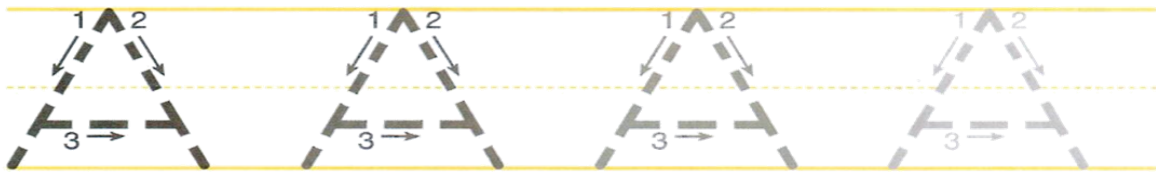
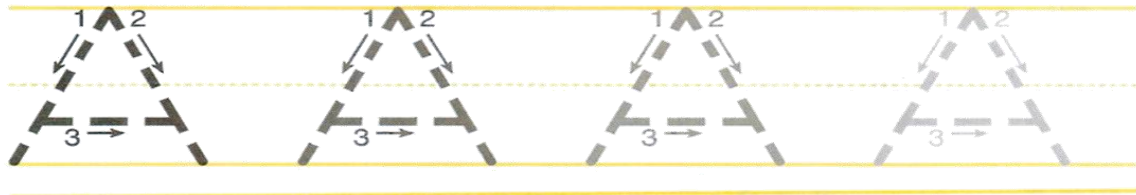
### **Flat shapes**

- Name the shape
- Circles
- Triangles
- Squares
- Rectangles
- Circles, squares, and triangles

Name: \_\_\_\_\_ Date: \_\_\_\_\_



Trace and write the letters.



Now see if you can write the big letter **A** and small letter **a**.

\_\_\_\_\_

\_\_\_\_\_

\_\_\_\_\_





\_\_\_\_\_

\_\_\_\_\_


\_\_\_\_\_

Name: \_\_\_\_\_ Date: \_\_\_\_\_

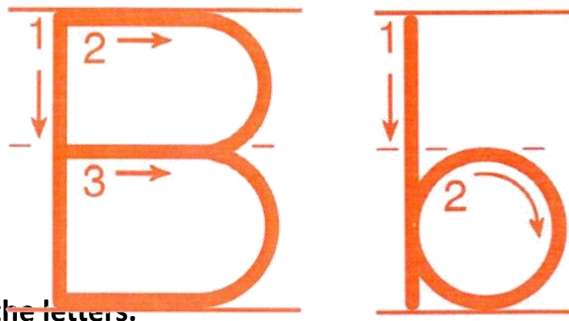
Circle the letter that stands for the beginning sound of each picture. Color the picture.

 <p>a                      b</p>	 <p>c                      a</p>
 <p>a                      d</p>	 <p>a                      c</p>


Circle and color the pictures that begin with **A,a**.



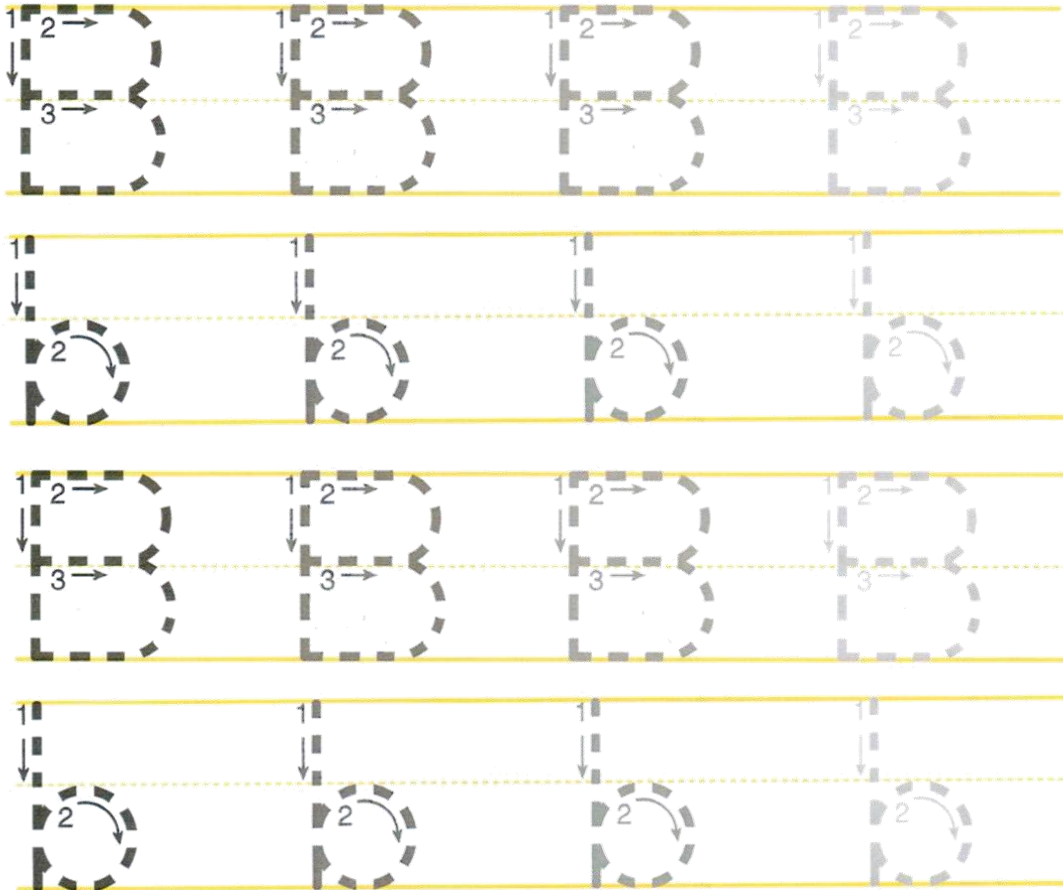
Name: \_\_\_\_\_ Date: \_\_\_\_\_



boat



Trace and write the letters.




Now see if you can write the big letter **B** and small letter **b**.

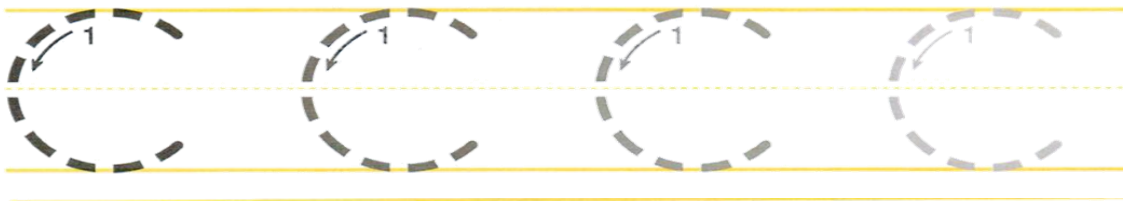
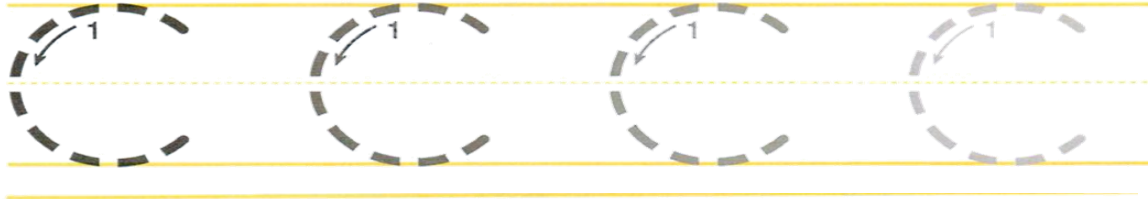

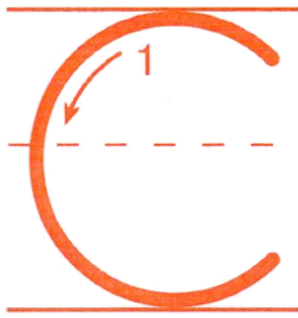
Blank handwriting lines for independent practice, consisting of four rows of solid top and bottom lines with a dashed middle line.

Name: \_\_\_\_\_ Date: \_\_\_\_\_

Circle and color the pictures that begin with B, b.



Name: \_\_\_\_\_ Date: \_\_\_\_\_

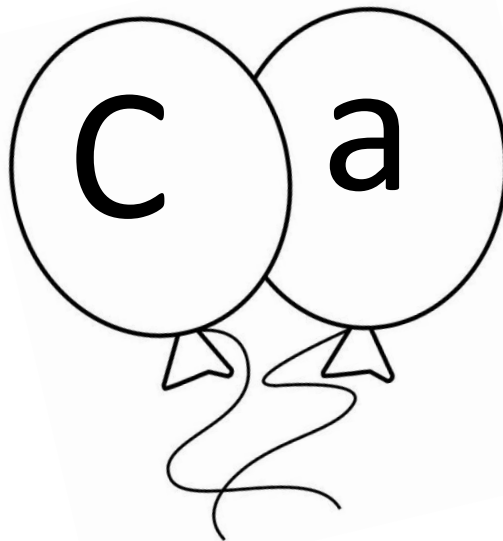


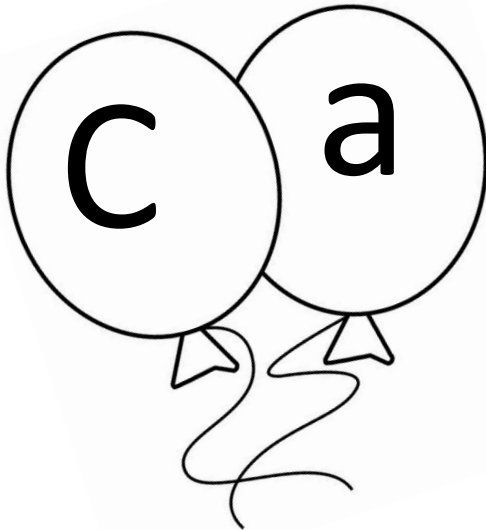


Now see if you can write the big letter **C** and small letter **c**.

Blank handwriting lines for independent practice, consisting of four sets of three horizontal lines (top, middle dashed, bottom).

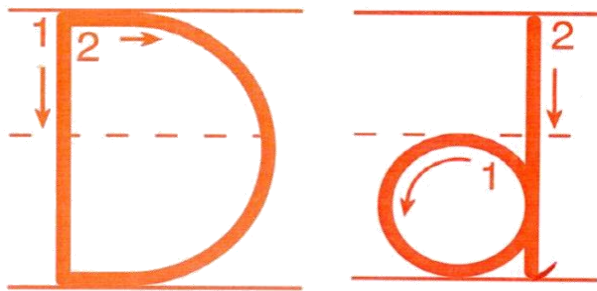
Name: \_\_\_\_\_ Date: \_\_\_\_\_

Find and color the balloons with the letter C or c.

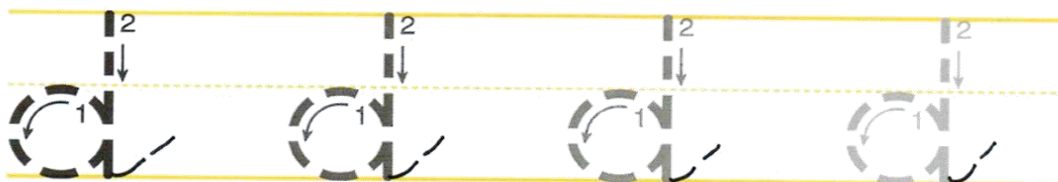
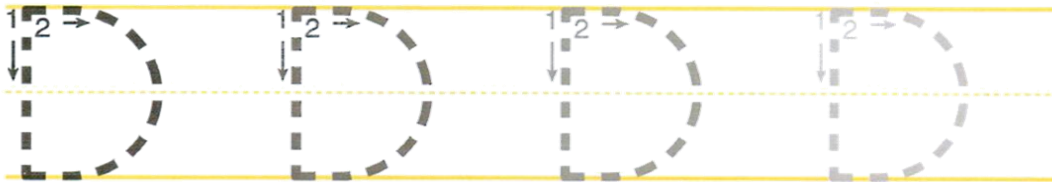




Name: \_\_\_\_\_ Date: \_\_\_\_\_



doll



Now see if you can write the big letter **D** and small letter **d**.

\_\_\_\_\_

\_\_\_\_\_

\_\_\_\_\_

\_\_\_\_\_

\_\_\_\_\_

\_\_\_\_\_


Write the missing letters.



\_\_\_og



\_\_\_ice




\_\_\_uck



\_\_\_a\_\_\_

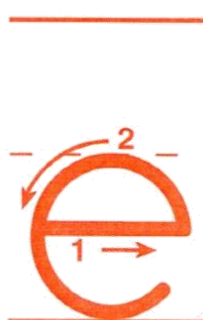
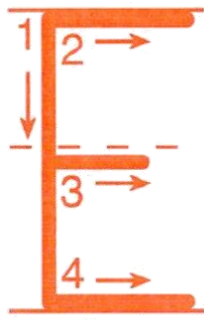


sa\_\_\_

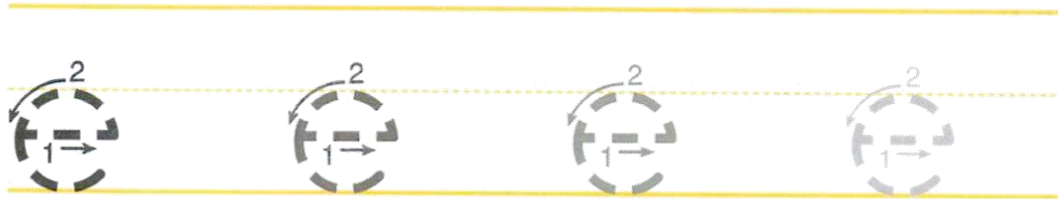
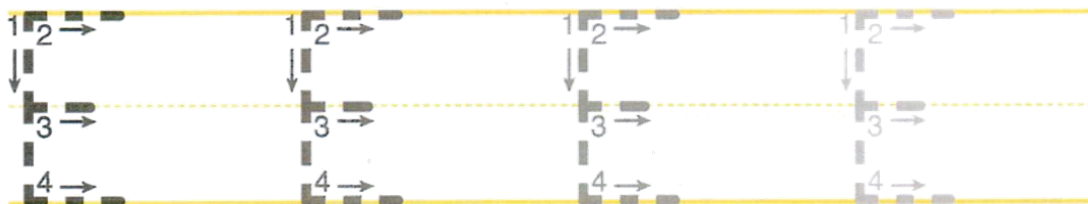
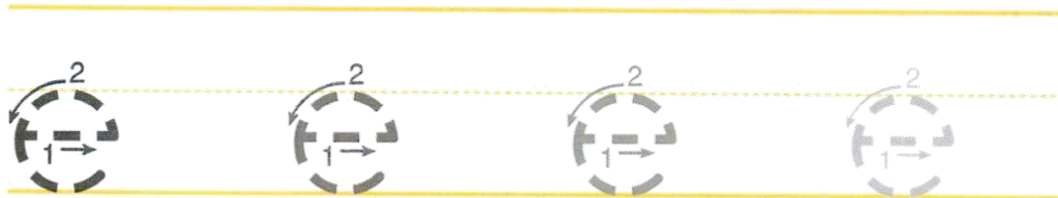
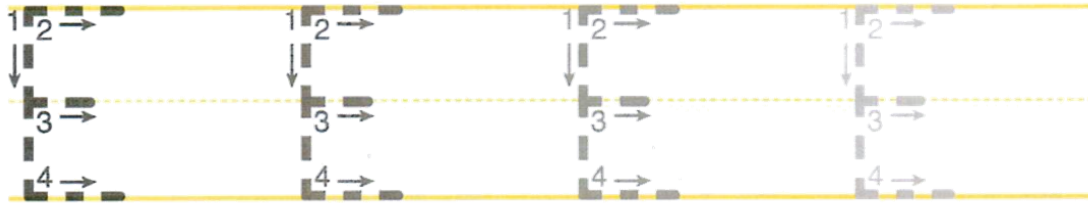



\_\_\_ots

Name: \_\_\_\_\_ Date: \_\_\_\_\_



eggs



Now see if you can write the big letter **E** and small letter **e**.

\_\_\_\_\_

\_\_\_\_\_


\_\_\_\_\_

\_\_\_\_\_


\_\_\_\_\_

Name: \_\_\_\_\_ Date: \_\_\_\_\_

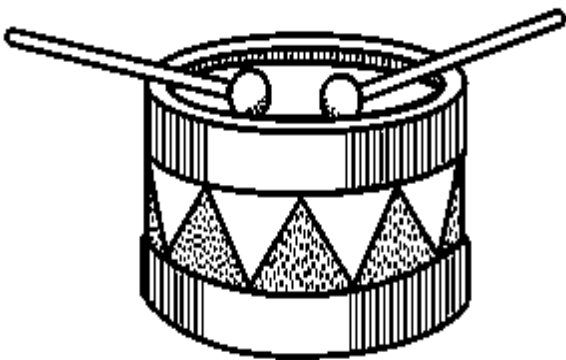
Color the pictures that start with the sound of E, e. Write the letter.




\_\_\_\_\_  
-----  
\_\_\_\_\_



\_\_\_\_\_  
-----  
\_\_\_\_\_


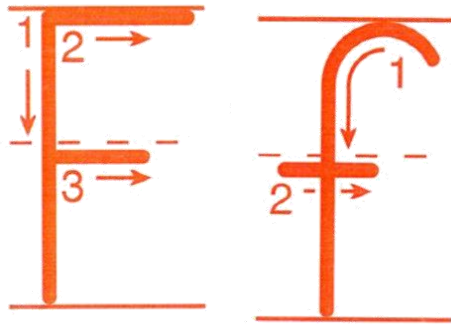


\_\_\_\_\_  
-----  
\_\_\_\_\_

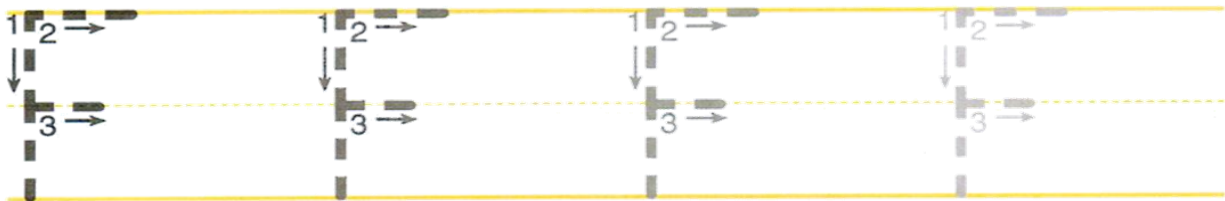
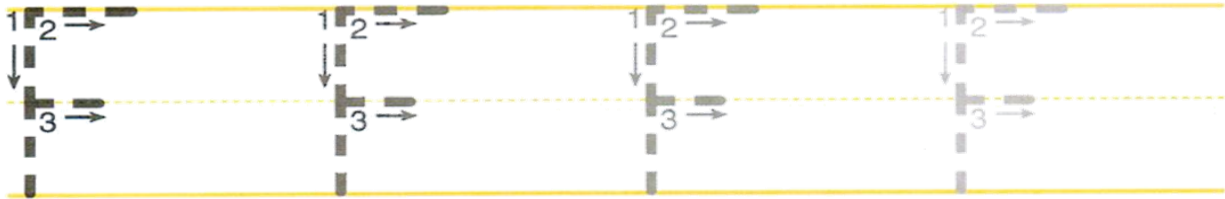


\_\_\_\_\_  
-----  
\_\_\_\_\_

Name: \_\_\_\_\_ Date: \_\_\_\_\_



fish







Now see if you can write the big letter **F** and small letter **f**.







Blank handwriting lines for independent practice, consisting of four sets of yellow three-line grids.

Name: \_\_\_\_\_ Date: \_\_\_\_\_

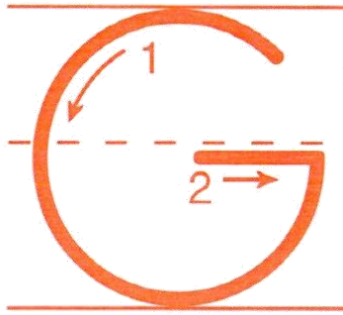
Circle the letter that stands for the beginning sound of each picture. Color the picture.

 <p data-bbox="256 629 288 689">f</p> <p data-bbox="596 629 635 689">b</p>	 <p data-bbox="951 629 983 689">f</p> <p data-bbox="1291 629 1329 689">e</p>
 <p data-bbox="256 1077 288 1137">c</p> <p data-bbox="596 1070 635 1131">d</p>	 <p data-bbox="951 1077 983 1137">a</p> <p data-bbox="1291 1070 1329 1131">f</p>

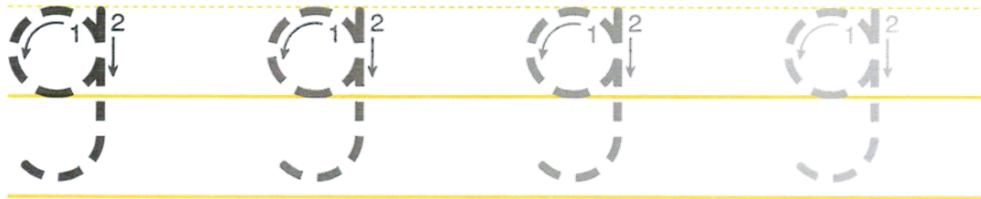
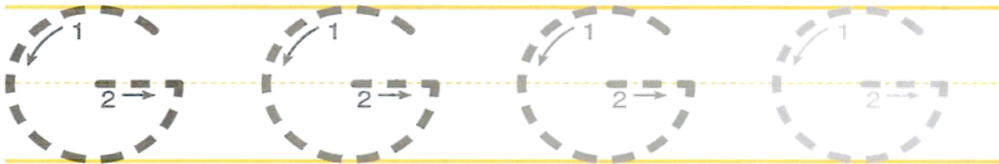
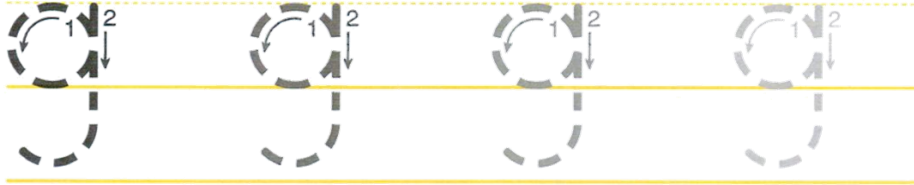
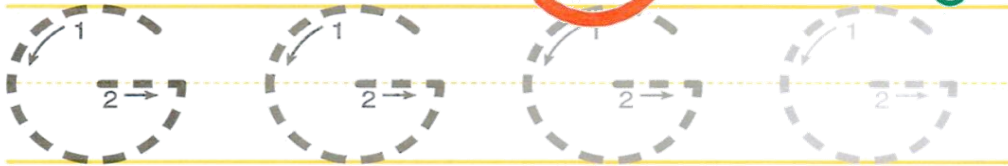
Circle and color the pictures that begin with **F,f**.

Name: \_\_\_\_\_ Date: \_\_\_\_\_



guitar



Now see if you can write the big letter **G** and small letter **g**.

\_\_\_\_\_

\_\_\_\_\_

\_\_\_\_\_




\_\_\_\_\_

\_\_\_\_\_

\_\_\_\_\_

Name: \_\_\_\_\_ Date: \_\_\_\_\_

Circle and color the pictures that begin with G, g.





hat

Now see if you can write the big letter **H** and small letter **h**.

\_\_\_\_\_

\_\_\_\_\_


\_\_\_\_\_

\_\_\_\_\_

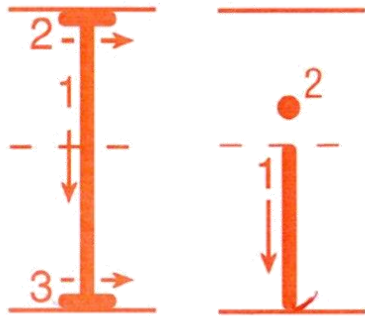
\_\_\_\_\_

Name: \_\_\_\_\_ Date: \_\_\_\_\_

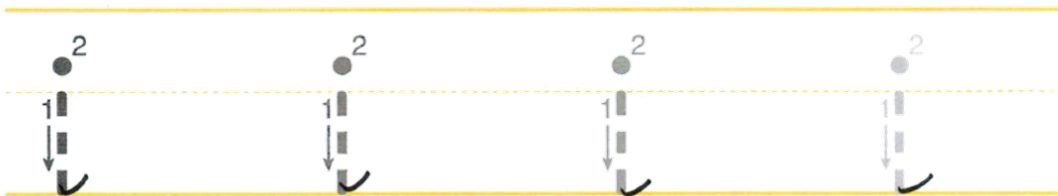
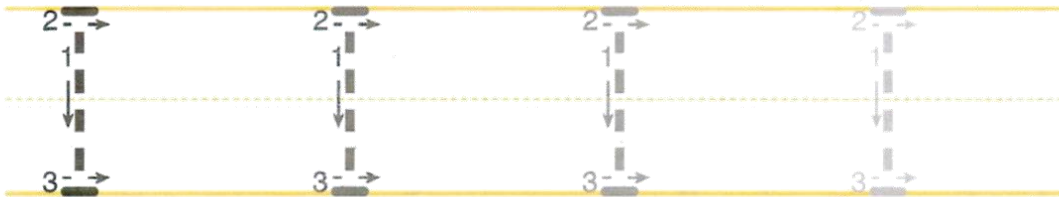
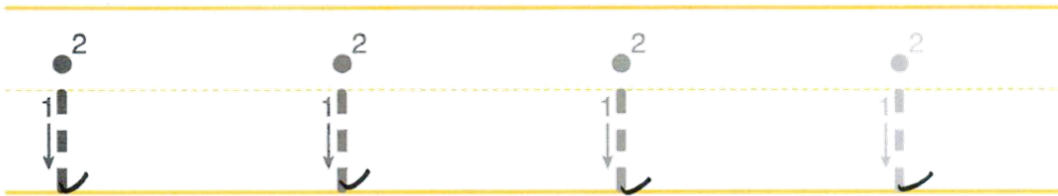
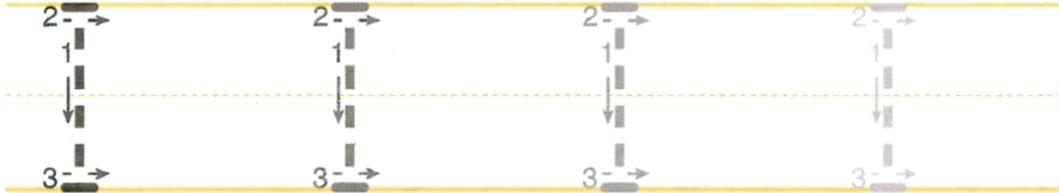
Find and color the balloons with the letter H or h.



Name: \_\_\_\_\_ Date: \_\_\_\_\_



ice cream



Now see if you can write the big letter **I** and small letter **i**.

Blank handwriting lines for independent practice, consisting of four sets of three horizontal lines (top, middle dashed, bottom).

Name: \_\_\_\_\_ Date: \_\_\_\_\_

Write the missing letters.



\_\_gloo




\_\_ce



f\_\_sh



p\_\_nk

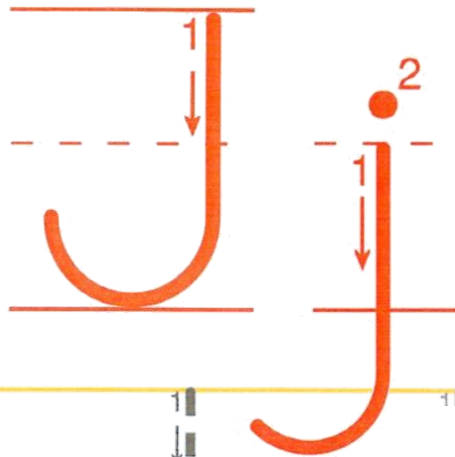


cl\_\_p

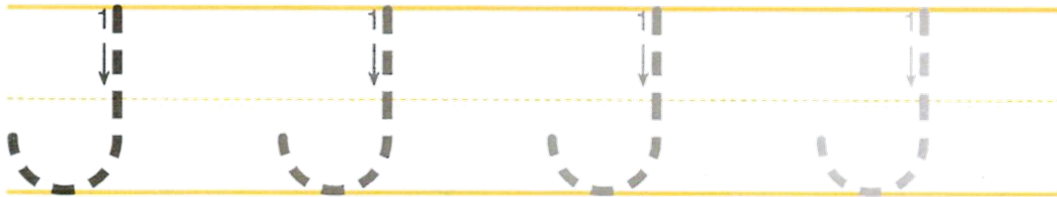


b\_\_n

Name: \_\_\_\_\_ Date: \_\_\_\_\_



jam



Now see if you can write the big letter **J** and small letter **j**.

Blank handwriting lines for independent practice, consisting of four sets of three horizontal lines (top, middle dashed, bottom).

Name: \_\_\_\_\_ Date: \_\_\_\_\_

Color the pictures that start with the sound of J, j. Write the letter.



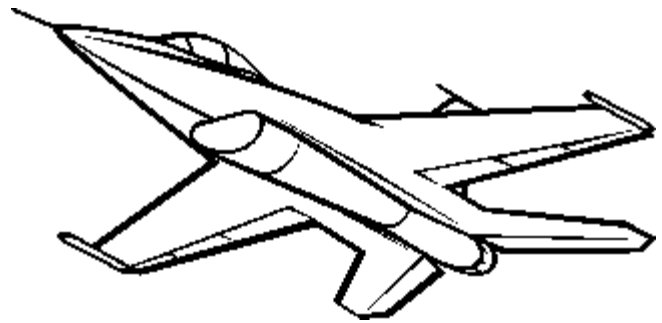
\_\_\_\_\_  
-----  
\_\_\_\_\_



\_\_\_\_\_  
-----  
\_\_\_\_\_

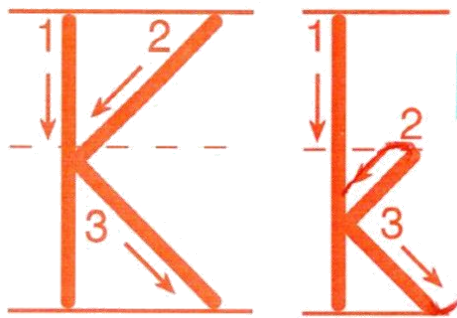


\_\_\_\_\_  
-----  
\_\_\_\_\_

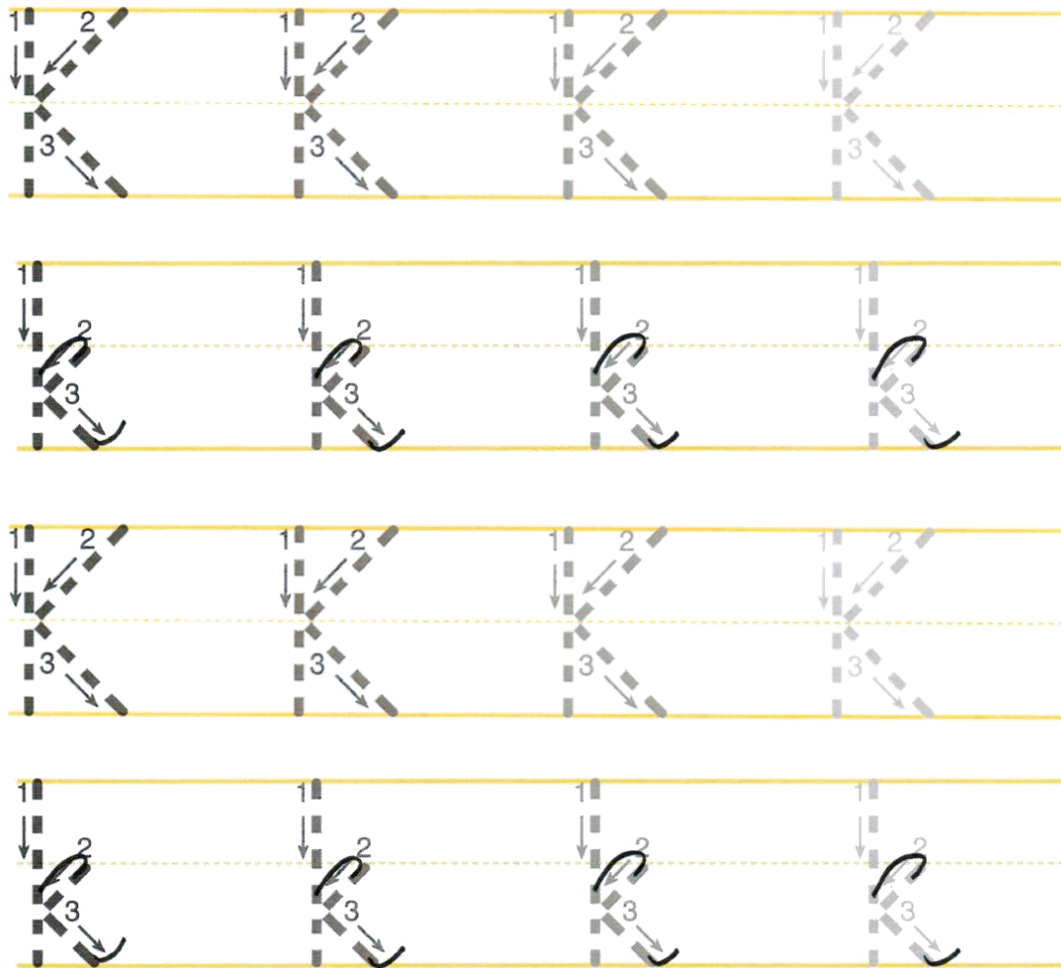


\_\_\_\_\_  
-----  
\_\_\_\_\_

Name: \_\_\_\_\_ Date: \_\_\_\_\_



kangaroo



Now see if you can write the big letter **K** and small letter **k**.

\_\_\_\_\_

\_\_\_\_\_

\_\_\_\_\_

\_\_\_\_\_

\_\_\_\_\_

Circle the letter that stands for the beginning sound of each picture. Color the picture.

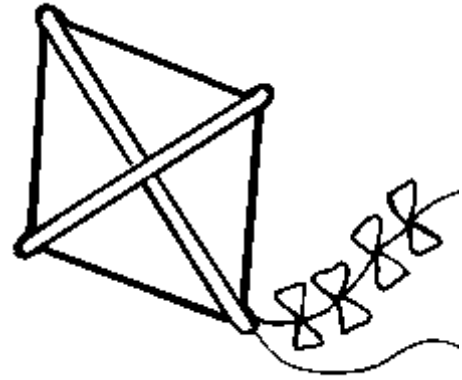
Name: \_\_\_\_\_

Date: \_\_\_\_\_



**k**

**b**



**c**

**k**



**a**

**k**

**a**


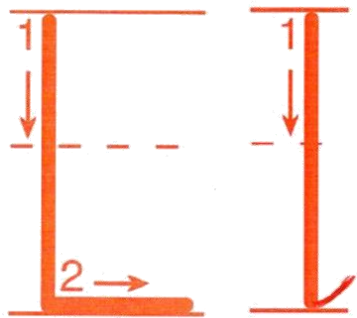
**c**

Circle and color the pictures that begin with **K, k**.

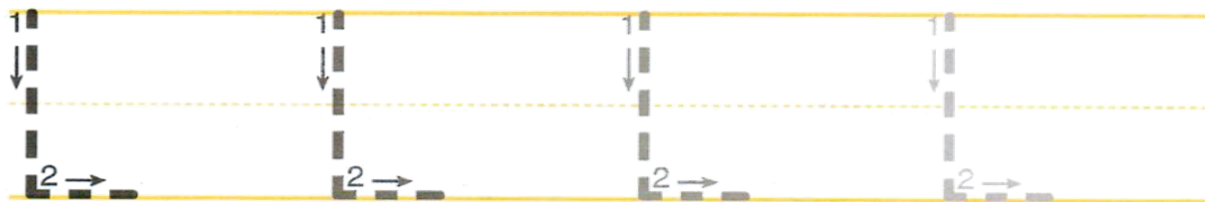
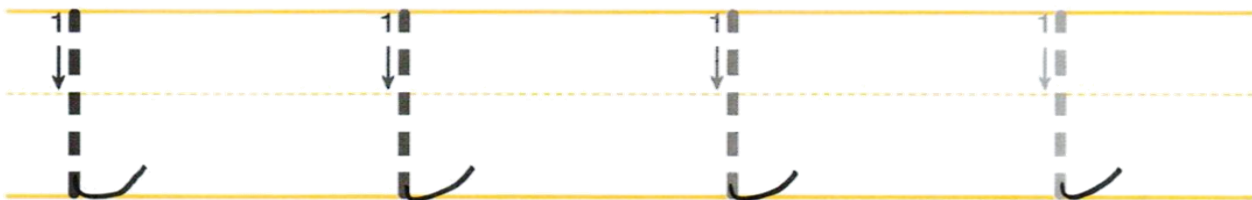
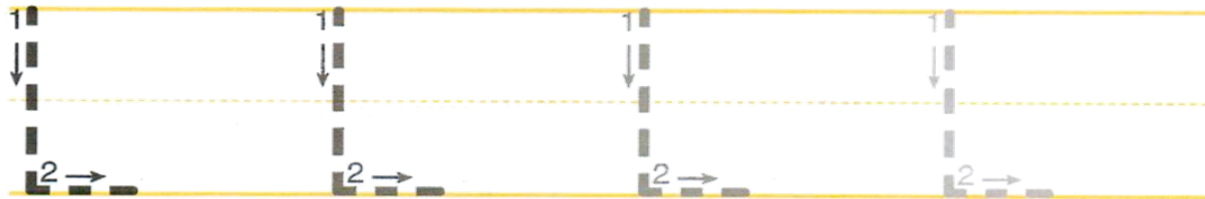




Name: \_\_\_\_\_ Date: \_\_\_\_\_



lemon


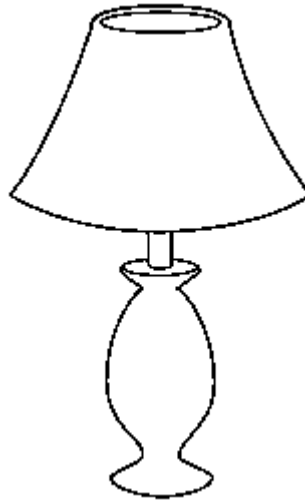




Now see if you can write the big letter **L** and small letter **l**.

Blank handwriting lines for independent practice, consisting of four rows of solid top and bottom lines with a dashed middle line.

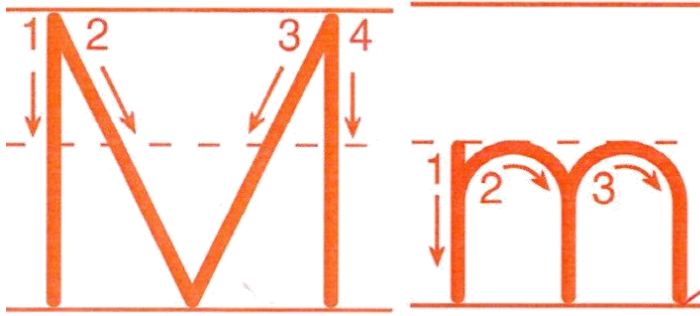
Name: \_\_\_\_\_ Date: \_\_\_\_\_

Circle and color the pictures that begin with L, I.

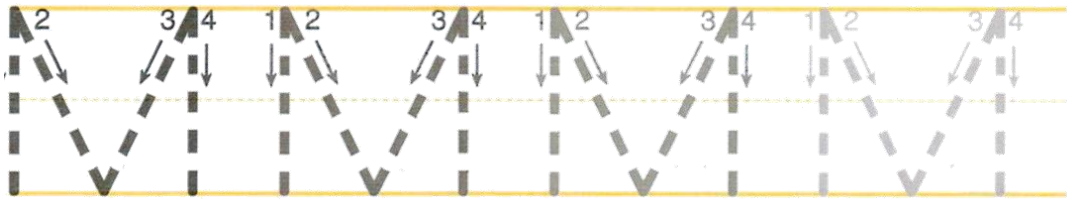
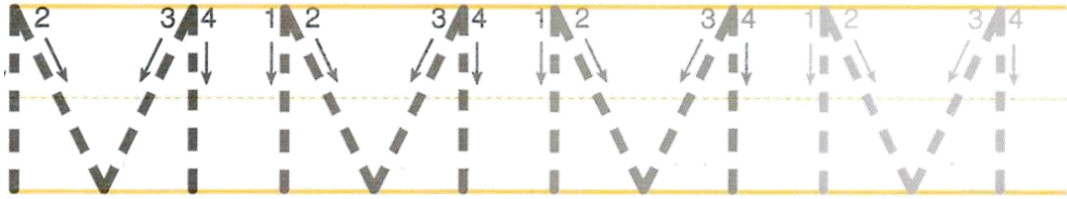


Name: \_\_\_\_\_

Date: \_\_\_\_\_



mouse



Now see if you can write the big letter **M** and small letter **m**.

\_\_\_\_\_

\_\_\_\_\_

\_\_\_\_\_


\_\_\_\_\_

\_\_\_\_\_

\_\_\_\_\_

Name: \_\_\_\_\_ Date: \_\_\_\_\_

Find and color the balloons with the letter M or m.



Name: \_\_\_\_\_

Date: \_\_\_\_\_

necklace

Now see if you can write the big letter **N** and small letter **n**.

\_\_\_\_\_

\_\_\_\_\_

\_\_\_\_\_

\_\_\_\_\_

\_\_\_\_\_

Name: \_\_\_\_\_ Date: \_\_\_\_\_

Write the missing letters.



\_\_amp



k\_\_ife



\_\_ose



fa\_\_


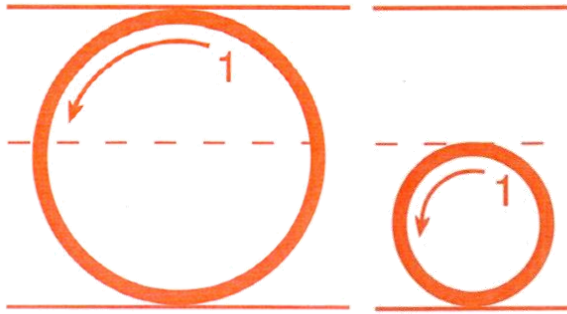


su\_\_



si\_\_k

Name: \_\_\_\_\_ Date: \_\_\_\_\_



orange

Tracing practice section consisting of four rows of dashed letters on yellow-lined guides. Each row contains four dashed letters with a stroke order arrow and the number '1'.


- Row 1: Four dashed uppercase 'O's.
- Row 2: Four dashed lowercase 'o's.
- Row 3: Four dashed uppercase 'O's.
- Row 4: Four dashed lowercase 'o's.

Now see if you can write the big letter **O** and small letter **o**.

Blank writing lines for independent practice, consisting of four sets of three horizontal lines (top, middle dashed, bottom).

Name: \_\_\_\_\_ Date: \_\_\_\_\_


Color the pictures that start with the sound of O, o. Write the letter.



\_\_\_\_\_

-----

\_\_\_\_\_



\_\_\_\_\_

-----


\_\_\_\_\_



\_\_\_\_\_

-----

\_\_\_\_\_




\_\_\_\_\_

-----

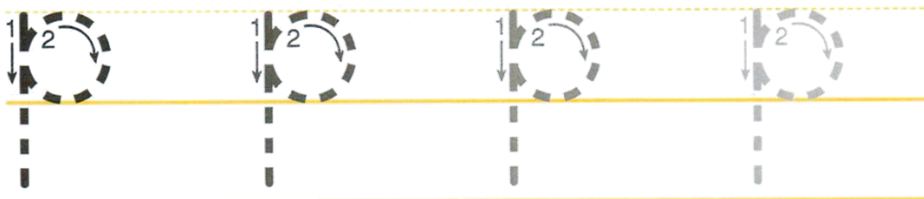
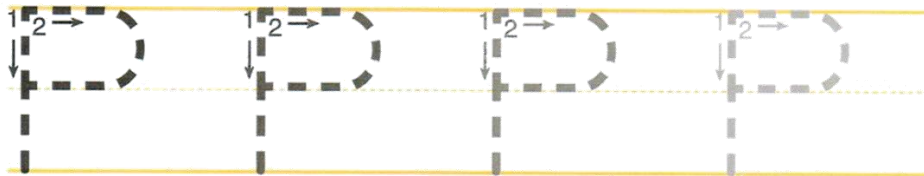
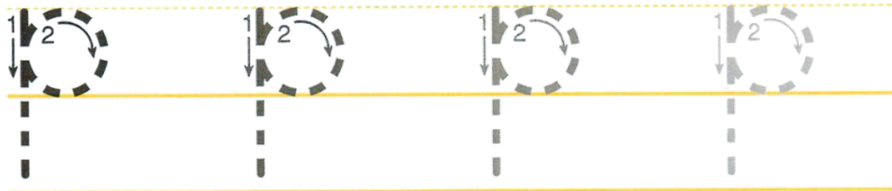
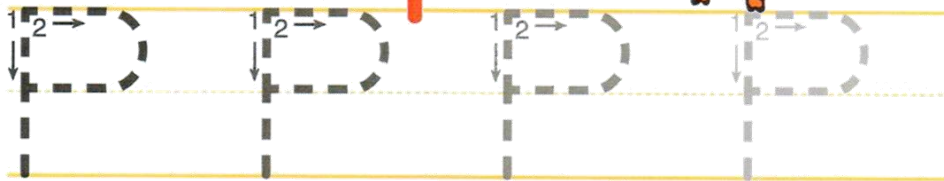

\_\_\_\_\_



Name: \_\_\_\_\_ Date: \_\_\_\_\_



pig



Now see if you can write the big letter **P** and small letter **p**.

\_\_\_\_\_

\_\_\_\_\_

\_\_\_\_\_





\_\_\_\_\_

\_\_\_\_\_


\_\_\_\_\_

Name: \_\_\_\_\_ Date: \_\_\_\_\_

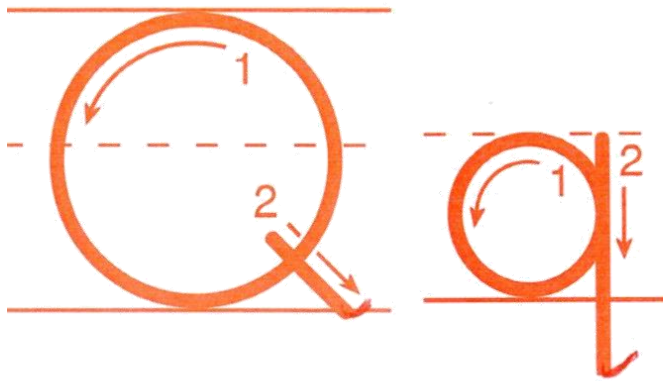
Circle the letter that stands for the beginning sound of each picture. Color the picture.

 <p data-bbox="252 616 295 676"><b>p</b></p> <p data-bbox="598 604 641 665"><b>b</b></p>	 <p data-bbox="949 616 986 667"><b>c</b></p> <p data-bbox="1289 616 1332 676"><b>p</b></p>
 <p data-bbox="252 1108 295 1160"><b>a</b></p> <p data-bbox="598 1108 641 1169"><b>p</b></p>	 <p data-bbox="944 1108 986 1169"><b>p</b></p> <p data-bbox="1295 1108 1337 1160"><b>c</b></p>

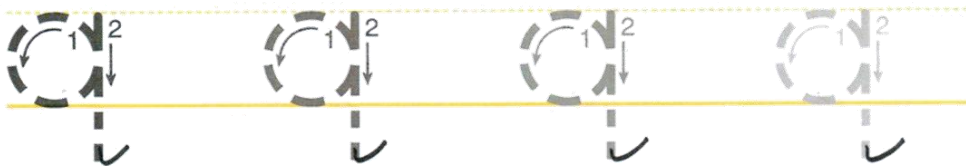
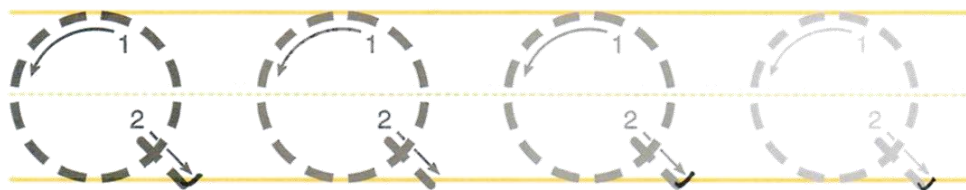
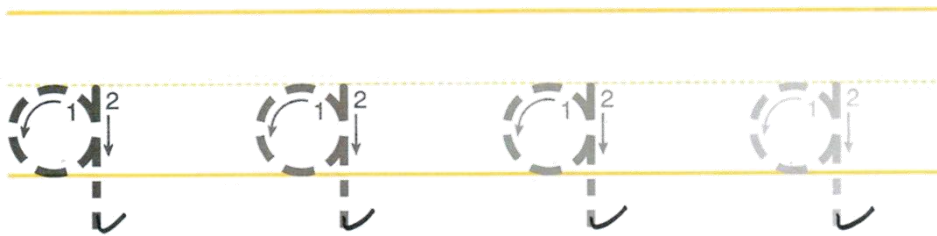
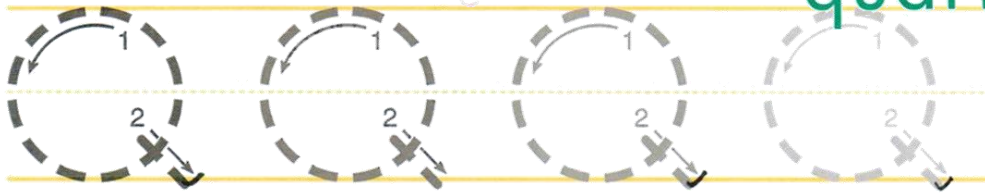
Circle and color the pictures that begin with **P, p**.



Name: \_\_\_\_\_ Date: \_\_\_\_\_



quarter



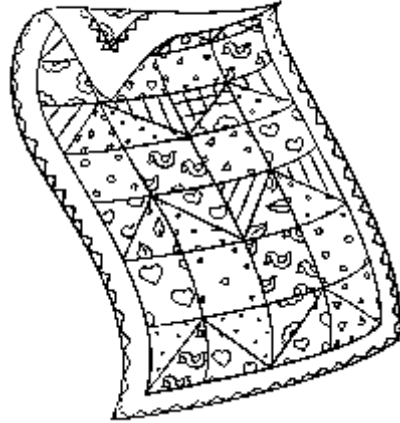


Now see if you can write the big letter **Q** and small letter **q**.

Blank handwriting lines for independent practice, consisting of four sets of yellow lines (top, middle dashed, bottom).

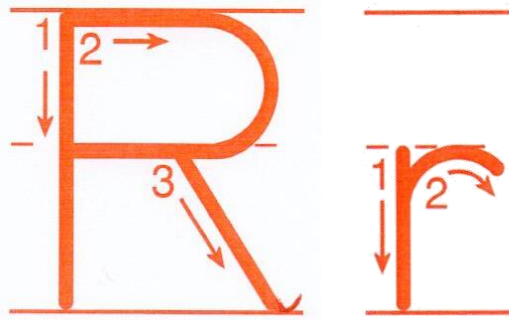
Name: \_\_\_\_\_ Date: \_\_\_\_\_

Circle and color the pictures that begin with Q, q.

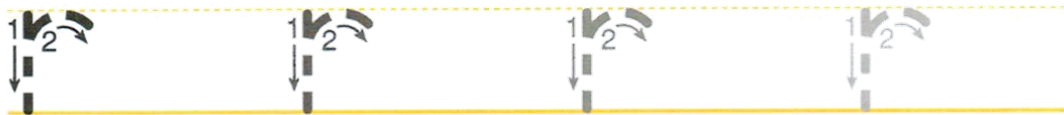
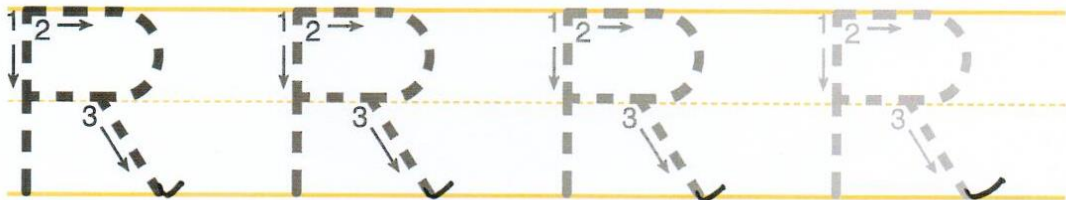
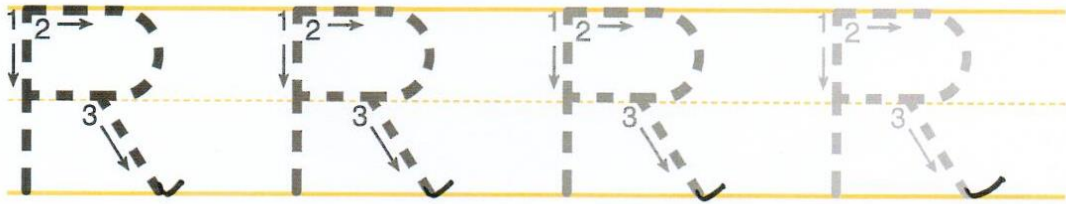


Name: \_\_\_\_\_

Date: \_\_\_\_\_



roller skates



Now see if you can write the big letter **R** and small letter **r**.

\_\_\_\_\_

\_\_\_\_\_


\_\_\_\_\_

\_\_\_\_\_

\_\_\_\_\_

Name: \_\_\_\_\_ Date: \_\_\_\_\_

Find and color the balloons with the letter R or r.

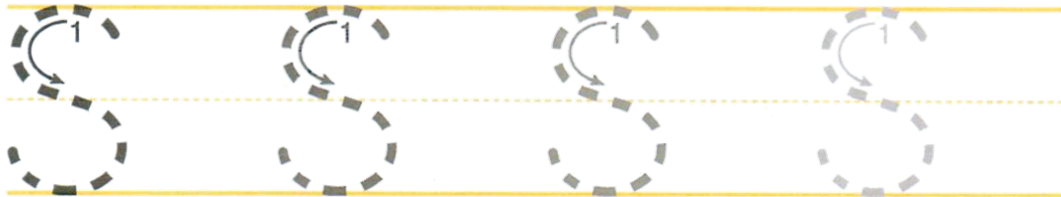
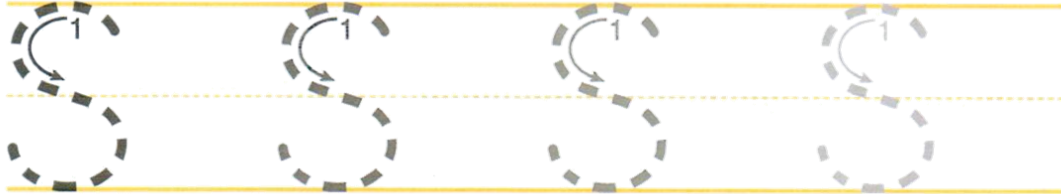


Name: \_\_\_\_\_

Date: \_\_\_\_\_



strawberry



Now see if you can write the big letter **S** and small letter **s**.

Blank handwriting lines for independent practice, consisting of four sets of three horizontal lines (top, middle dashed, bottom).

Name: \_\_\_\_\_ Date: \_\_\_\_\_

Write the missing letters.



\_\_un




\_\_ing



\_\_our



\_\_ock

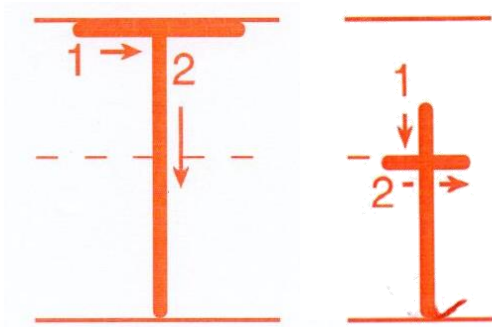


pape\_\_

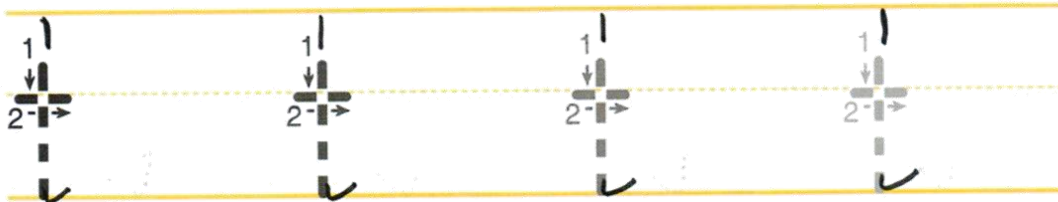
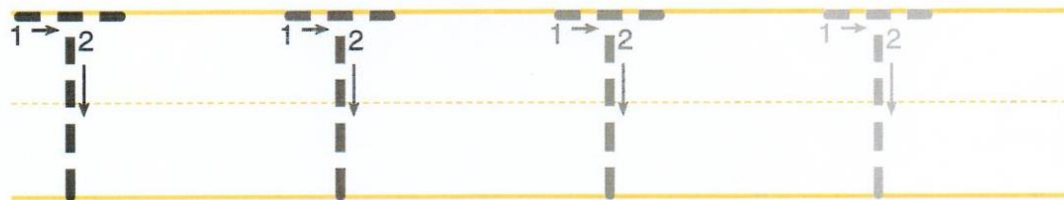
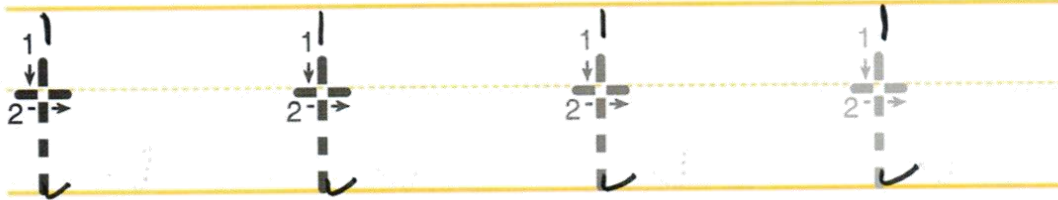
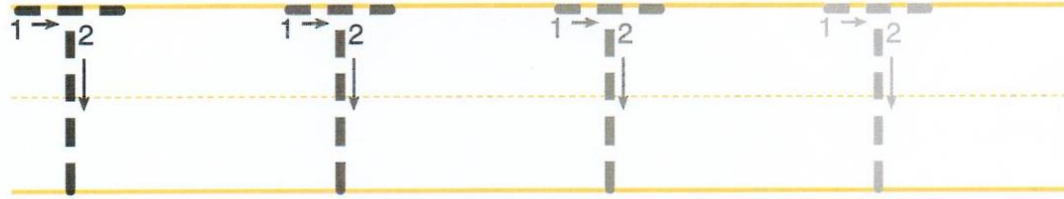


f\_\_iends





trumpet




Now see if you can write the big letter **T** and small letter **t**.

Blank handwriting lines for independent practice. Each line set consists of a solid top line, a dashed middle line, and a solid bottom line.

Name: \_\_\_\_\_ Date: \_\_\_\_\_

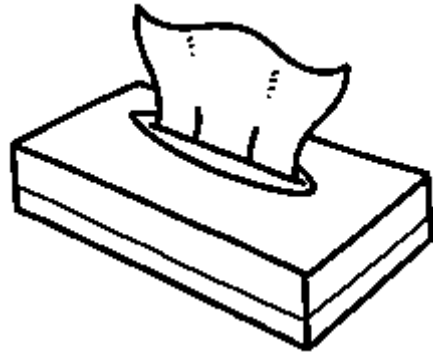
Color the pictures that start with the sound of T, t. Write the letter.



\_\_\_\_\_

-----


\_\_\_\_\_



\_\_\_\_\_

-----

\_\_\_\_\_



\_\_\_\_\_

-----

\_\_\_\_\_




\_\_\_\_\_


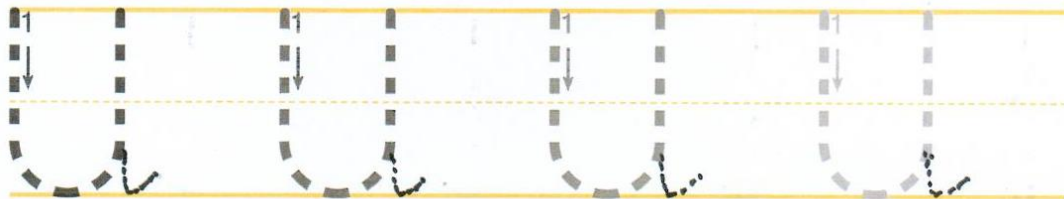

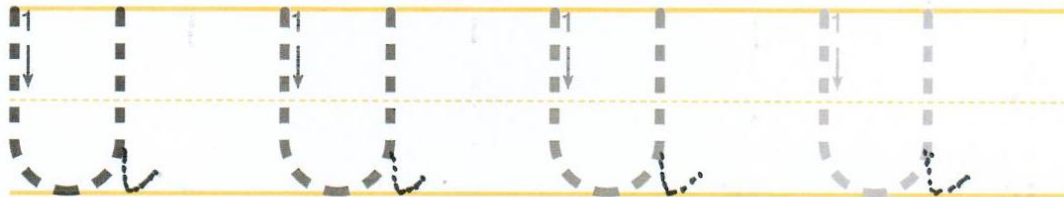
-----

\_\_\_\_\_

Name: \_\_\_\_\_ Date: \_\_\_\_\_



underwear







Now see if you can write the big letter **U** and small letter **u**.




Blank handwriting lines for independent practice, consisting of four sets of three horizontal lines (top, middle dashed, bottom).

Name: \_\_\_\_\_ Date: \_\_\_\_\_

Circle the letter that stands for the beginning sound of each picture. Color the picture.


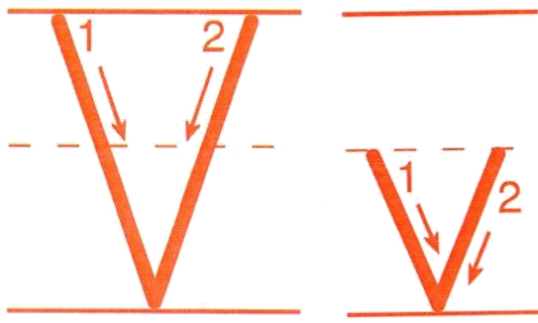
 <p><b>b</b>                      <b>u</b></p>	 <p><b>b</b>                      <b>u</b></p>
 <p><b>a</b>                      <b>d</b></p>	 <p><b>a</b>                      <b>u</b></p>

Circle and color the pictures that begin with **U, u**.

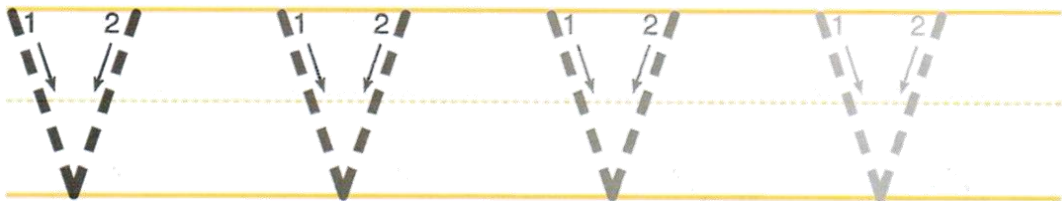
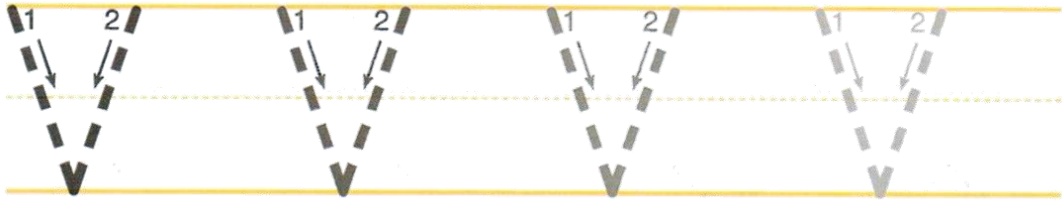
		
---	---	---

Name: \_\_\_\_\_

Date: \_\_\_\_\_



vacuum

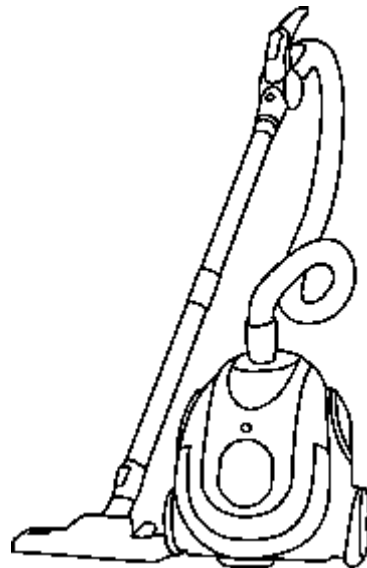
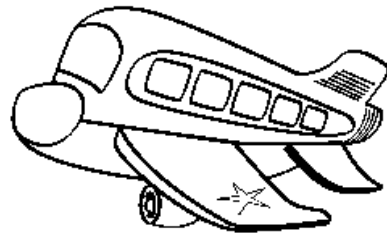



Now see if you can write the big letter **V** and small letter **v**.

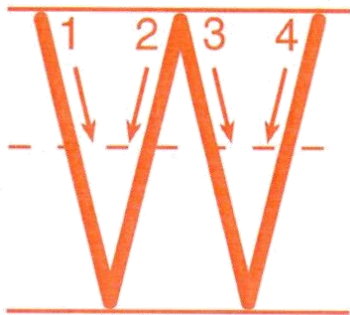
Blank handwriting lines for independent practice, consisting of four sets of three horizontal lines (top, middle dashed, bottom) in yellow.

Name: \_\_\_\_\_ Date: \_\_\_\_\_

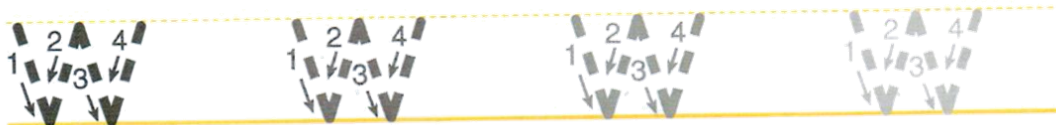
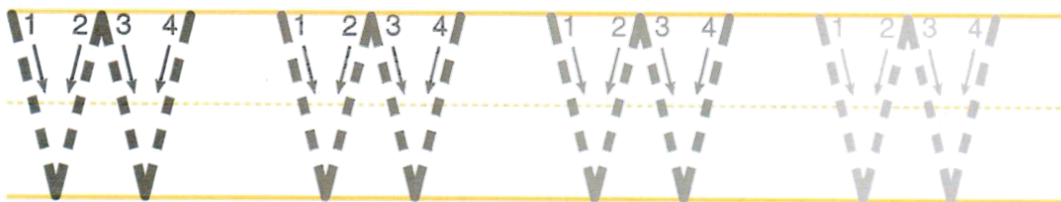
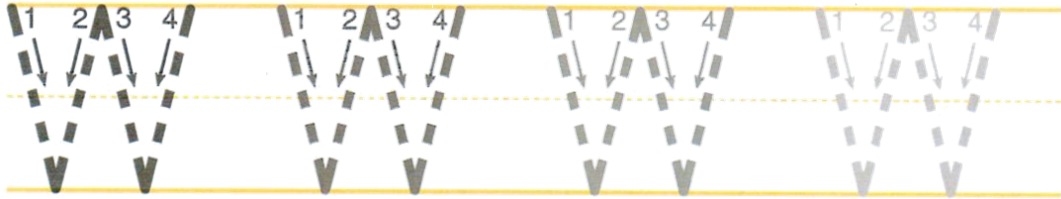

Circle and color the pictures that begin with V, v.



Name: \_\_\_\_\_ Date: \_\_\_\_\_



watermelon




Now see if you can write the big letter **W** and small letter **w**.

Blank handwriting lines for independent practice, consisting of a top solid line, a middle dashed line, and a bottom solid line.

Name: \_\_\_\_\_ Date: \_\_\_\_\_

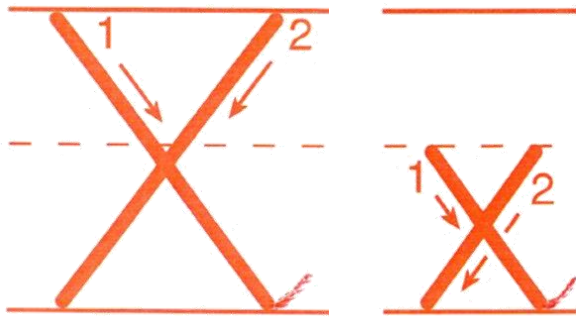
Find and color the balloons with the letter W or w.



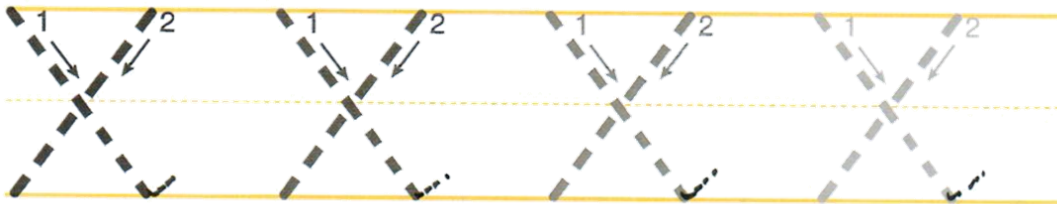
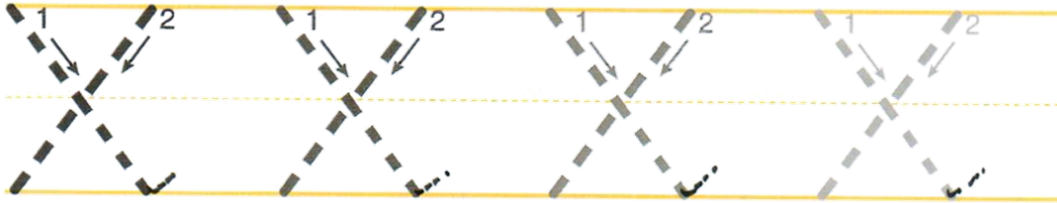
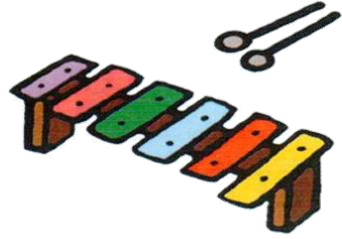


Name: \_\_\_\_\_

Date: \_\_\_\_\_



Xylophone



Now see if you can write the big letter X and small letter x.

\_\_\_\_\_

\_\_\_\_\_

\_\_\_\_\_

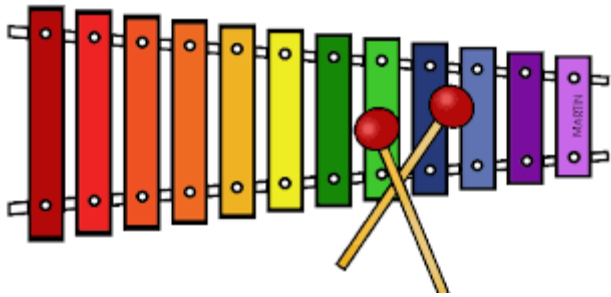
\_\_\_\_\_

\_\_\_\_\_

\_\_\_\_\_

Name: \_\_\_\_\_ Date: \_\_\_\_\_

Write the missing letters.



\_\_\_ylophone



\_\_\_ray



bo\_\_\_



fo\_\_\_

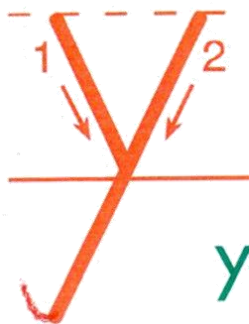
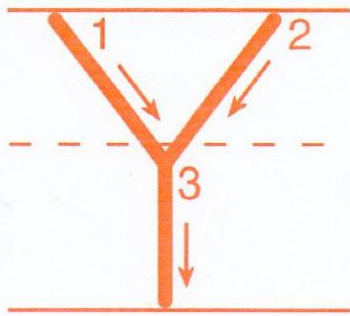


ta\_\_\_i




fi\_\_\_

Name: \_\_\_\_\_ Date: \_\_\_\_\_



yo-yo



Tracing practice for uppercase 'Y' and lowercase 'y' on a set of three horizontal lines (top, middle dashed, bottom). The practice is organized into four rows:

- Row 1: Four dashed uppercase 'Y's for tracing, each with stroke order arrows and numbers 1, 2, and 3.
- Row 2: Four dashed lowercase 'y's for tracing, each with stroke order arrows and numbers 1 and 2.
- Row 3: Four dashed uppercase 'Y's for tracing, each with stroke order arrows and numbers 1, 2, and 3.
- Row 4: Four dashed lowercase 'y's for tracing, each with stroke order arrows and numbers 1 and 2.

Now see if you can write the big letter **Y** and small letter **y**.

Blank handwriting lines for independent practice, consisting of four sets of three horizontal lines (top, middle dashed, bottom).

Name: \_\_\_\_\_ Date: \_\_\_\_\_


Color the pictures that start with the sound of Y, y. Write the letter.



\_\_\_\_\_

-----

\_\_\_\_\_



\_\_\_\_\_

-----

\_\_\_\_\_



\_\_\_\_\_

-----

\_\_\_\_\_



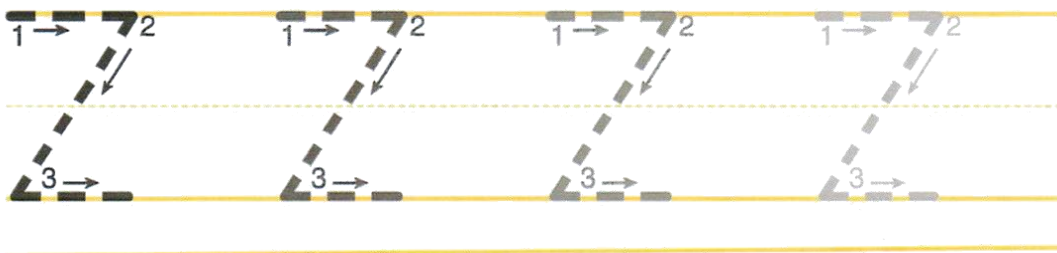

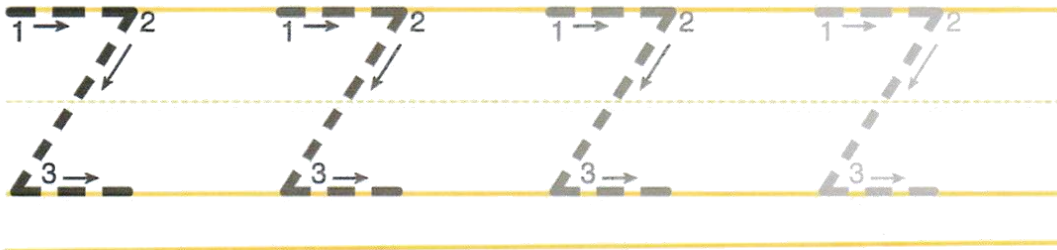
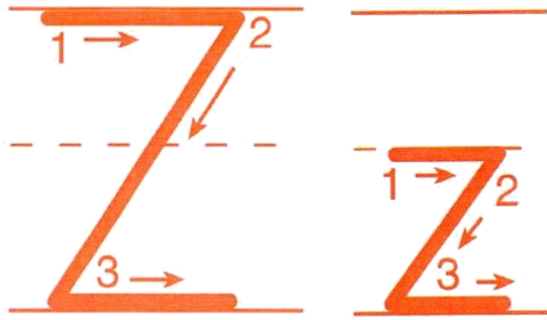
\_\_\_\_\_

-----

\_\_\_\_\_

Name: \_\_\_\_\_

Date: \_\_\_\_\_



Now see if you can write the big letter **Z** and small letter **z**.

Blank handwriting lines for independent practice, consisting of four sets of three horizontal lines (top, dashed middle, bottom).

Name: \_\_\_\_\_ Date: \_\_\_\_\_

Circle the letter that stands for the beginning sound of each picture. Color the picture.



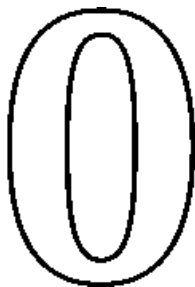
**d**

**b**



**v**

**a**



**z**

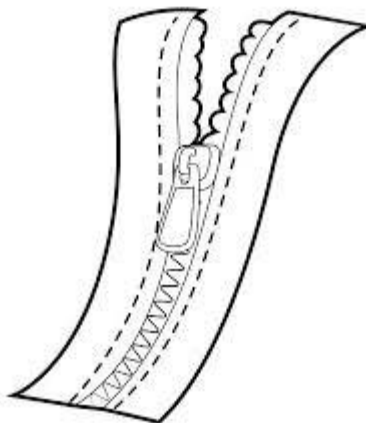
**d**



**z**

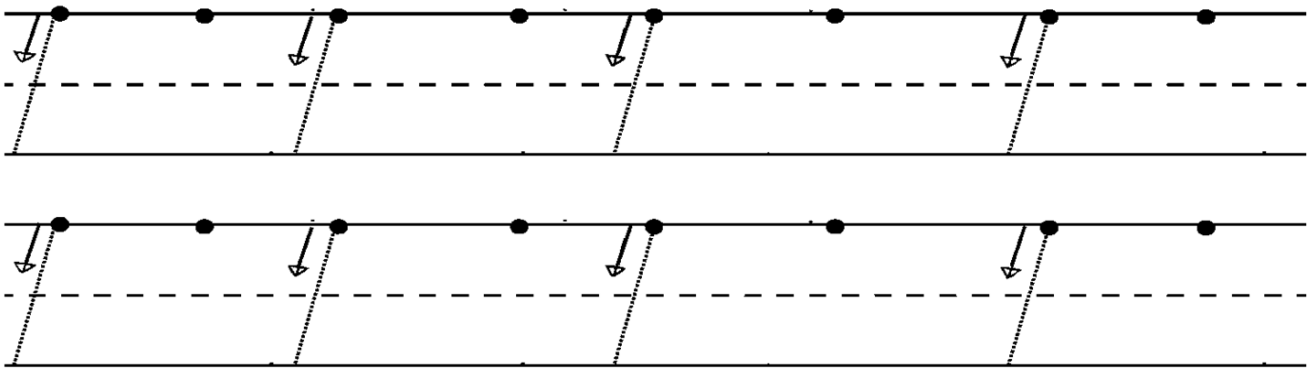
**c**

Circle and color the pictures that begin with **Z, z**.









Name: \_\_\_\_\_ Date: \_\_\_\_\_

Trace and write the numbers.

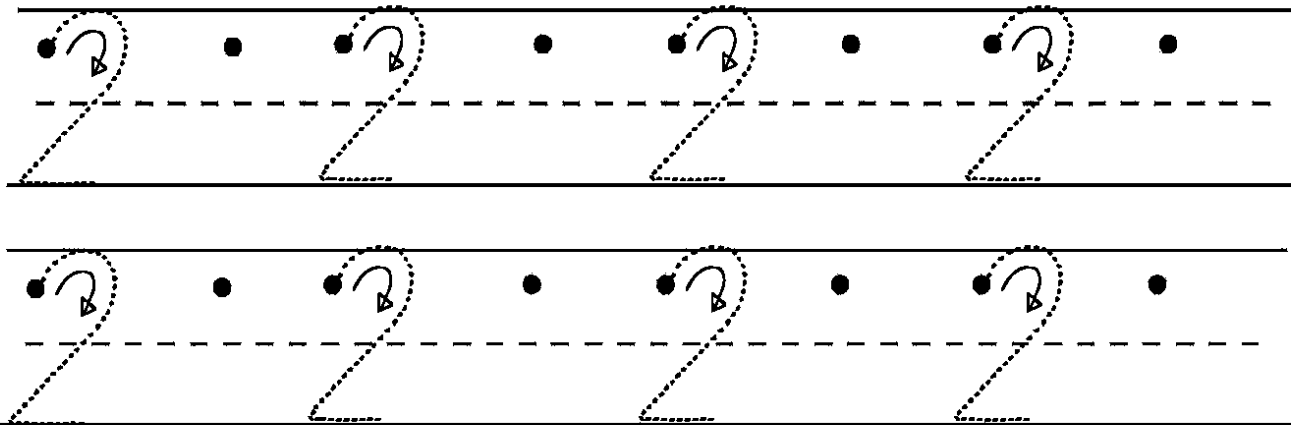


Count the birds in each box. Write the correct numbers in the box.

 <input data-bbox="536 952 788 1140" type="text"/>	 <input data-bbox="1241 952 1493 1140" type="text"/>
 <input data-bbox="536 1400 788 1588" type="text"/>	 <input data-bbox="1241 1400 1493 1588" type="text"/>
 <input data-bbox="536 1812 788 2000" type="text"/>	 <input data-bbox="1241 1812 1493 2000" type="text"/>

Name: \_\_\_\_\_ Date: \_\_\_\_\_

Trace and write the numbers.



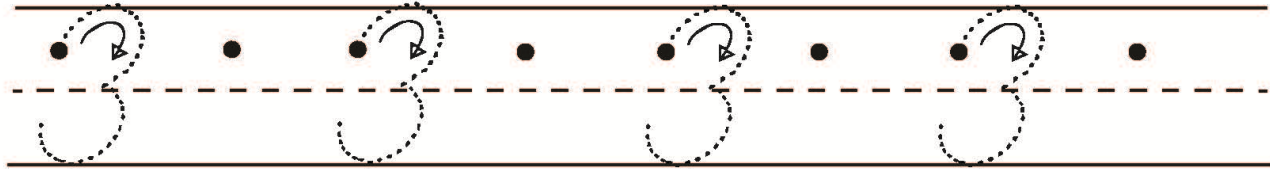
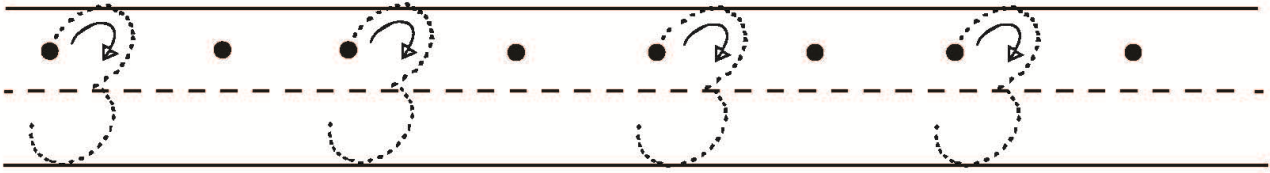
Color each space if it has a 2.

2	1	2	2	6	5
2	9	2	2	2	2
0	2	2	2	2	8
			4		2
					7
					2



Name: \_\_\_\_\_ Date: \_\_\_\_\_

Trace and write the numbers.



Count the selected clothing items and write how many in the box.

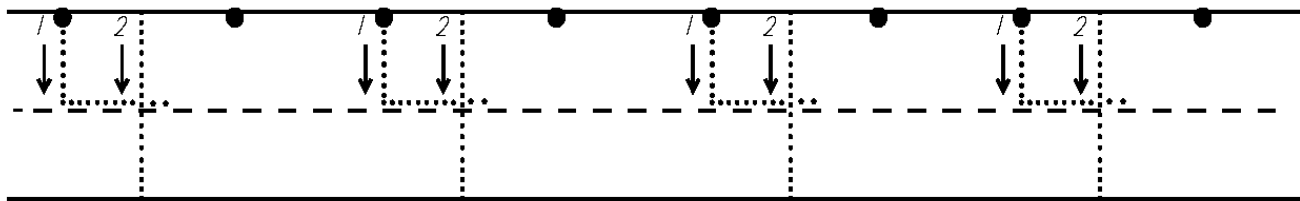
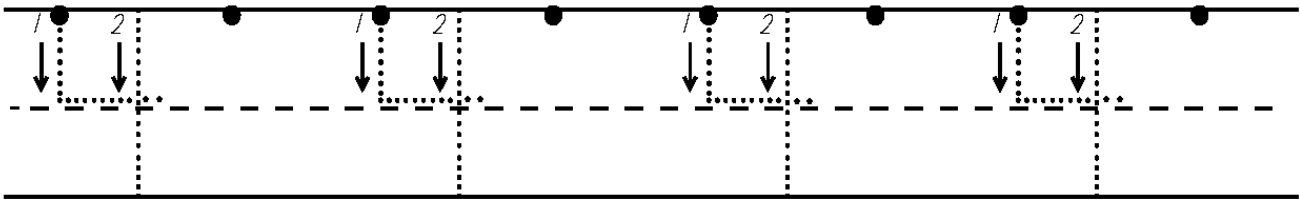
	 
--	--

	 
---	--




	 
---	--

Name: \_\_\_\_\_ Date: \_\_\_\_\_

Trace and write the numbers.

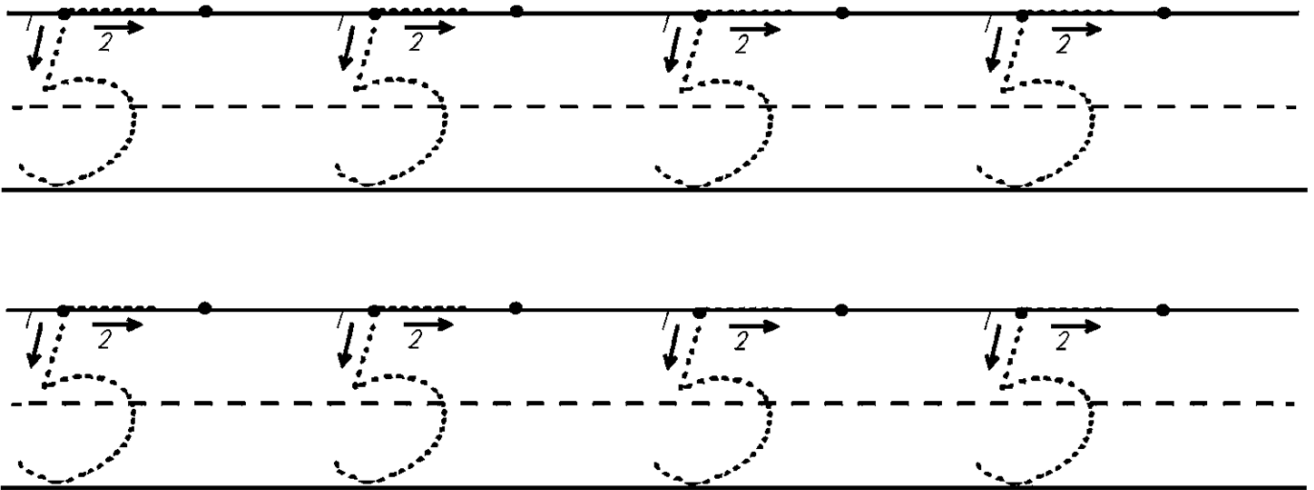


Look at the number on the trunk of each tree. Draw apples on each tree to equal the number shown.



Name: \_\_\_\_\_ Date: \_\_\_\_\_

Trace and write the numbers.



In each row, fill in the missing numbers

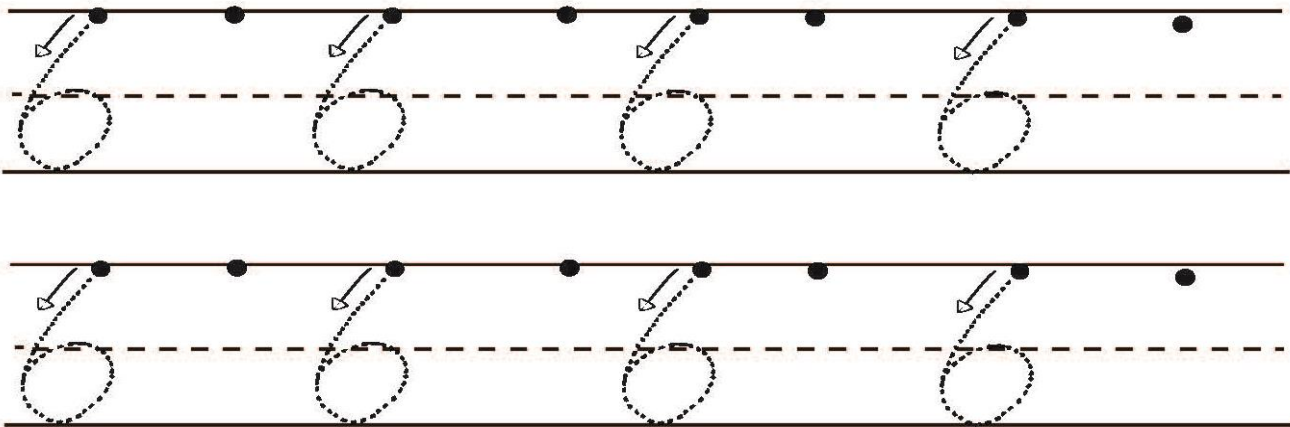
	<b>2</b>	<b>3</b>		<b>5</b>	
--	----------	----------	--	----------	--

<b>1</b>		<b>3</b>	<b>4</b>		
----------	--	----------	----------	--	--

<b>5</b>		<b>7</b>		<b>9</b>	
----------	--	----------	--	----------	--

Name: \_\_\_\_\_ Date: \_\_\_\_\_

Trace and write the numbers.




Count the animals. Circle the correct number.



1 2 3 4




1 2 3 4



2 5 8 7



4 6 8 9



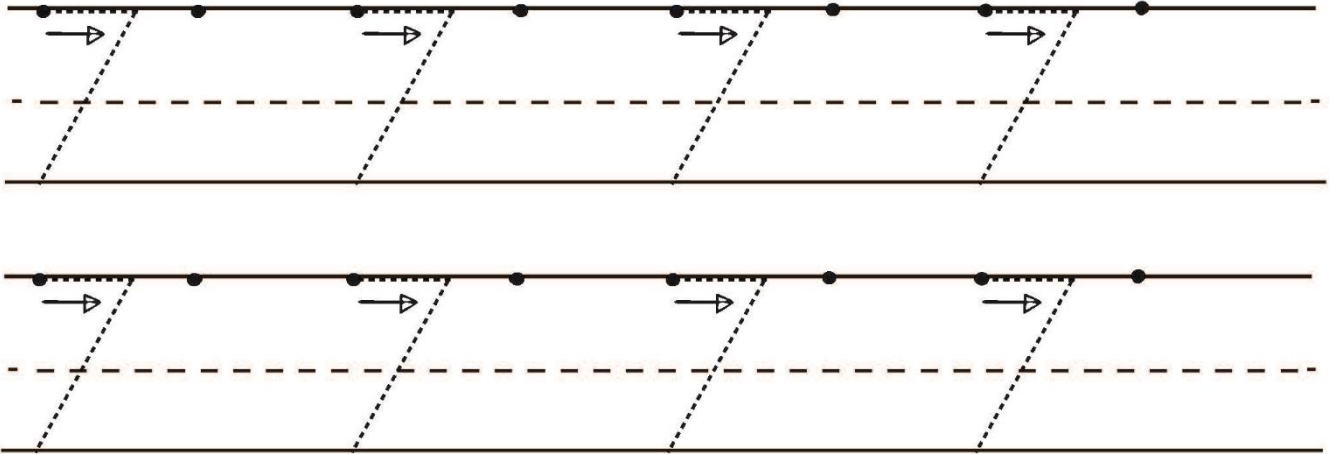
4 6 9 8



4 6 9 8

Name: \_\_\_\_\_ Date: \_\_\_\_\_

Trace and write the numbers.

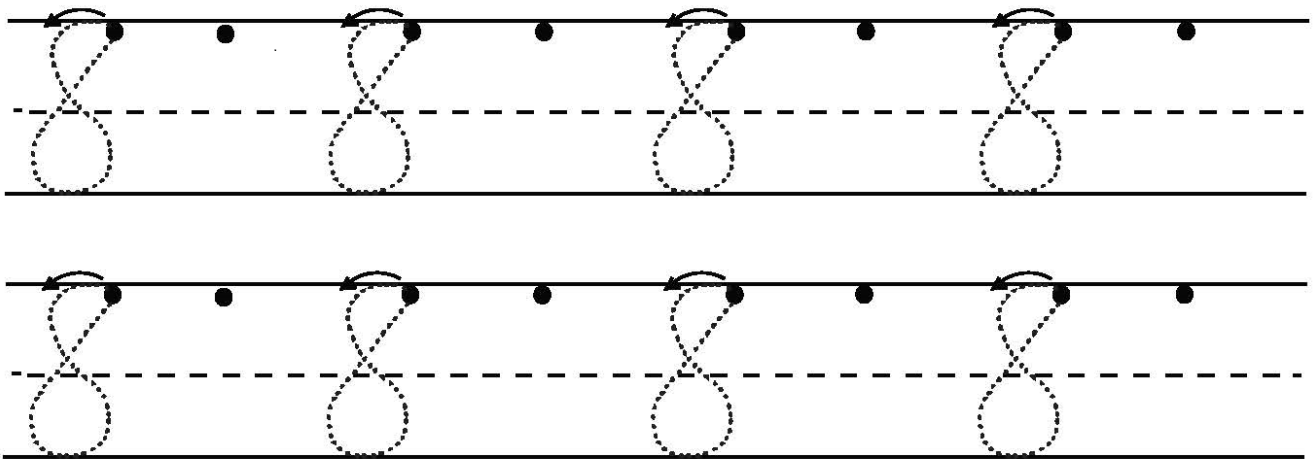


Color each space if it has a 7.

7	5	8	7	8	4
0		7	4	7	7
	1	6	7	7	8
2			1	6	
			4		7
					1

Name: \_\_\_\_\_ Date: \_\_\_\_\_

Trace and write the numbers.



Count the selected clothing items and write how many in the box.

	 <input data-bbox="1251 1048 1458 1258" type="text"/>
--	--

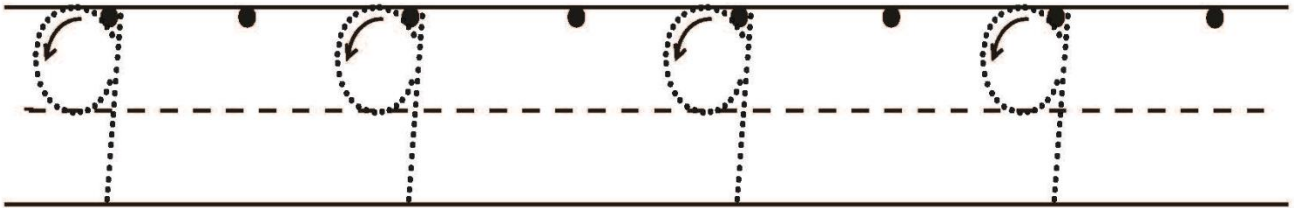
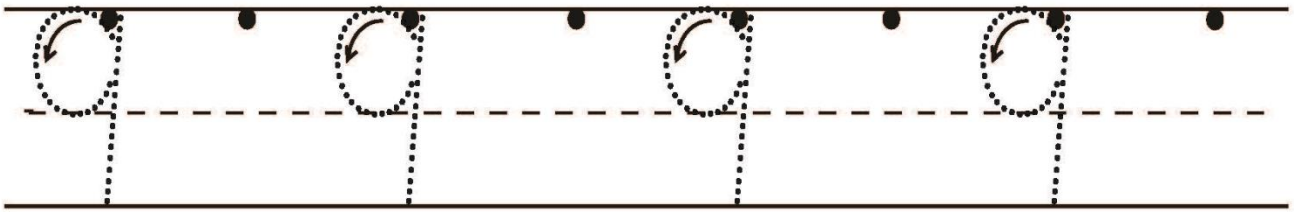
	 <input data-bbox="1251 1480 1458 1691" type="text"/>
--	--

	 <input data-bbox="1251 1915 1458 2125" type="text"/>
--	--






Name: \_\_\_\_\_ Date: \_\_\_\_\_

Trace and write the numbers.

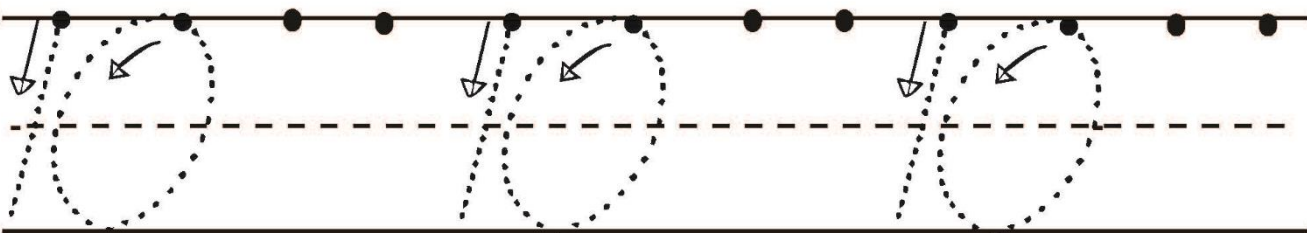
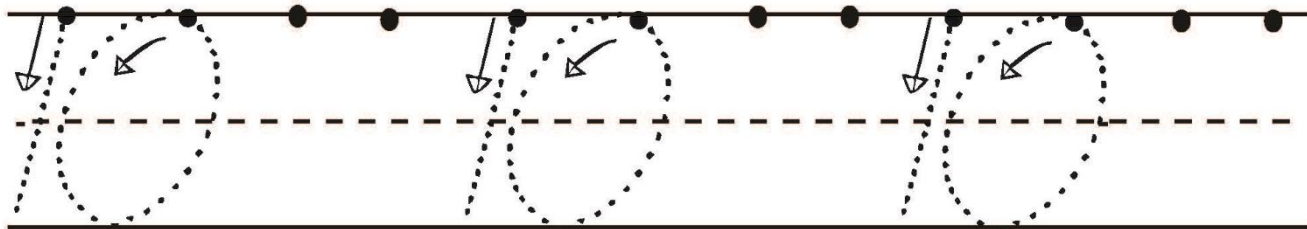


Look at the number on the trunk of each tree. Draw banana on each tree to equal the number shown.



Name: \_\_\_\_\_ Date: \_\_\_\_\_

Trace and write the numbers.



In each row, fill in the missing numbers

	<b>11</b>		<b>13</b>		
--	-----------	--	-----------	--	--

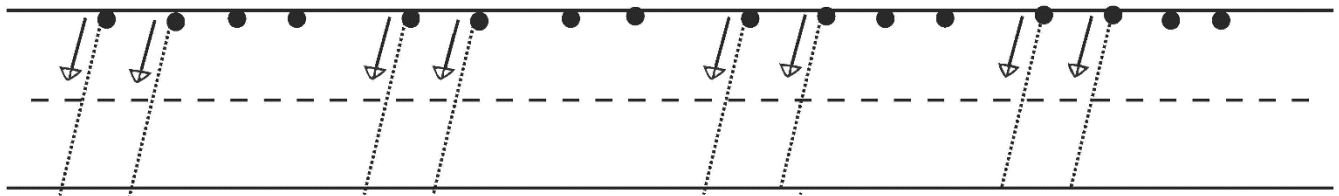
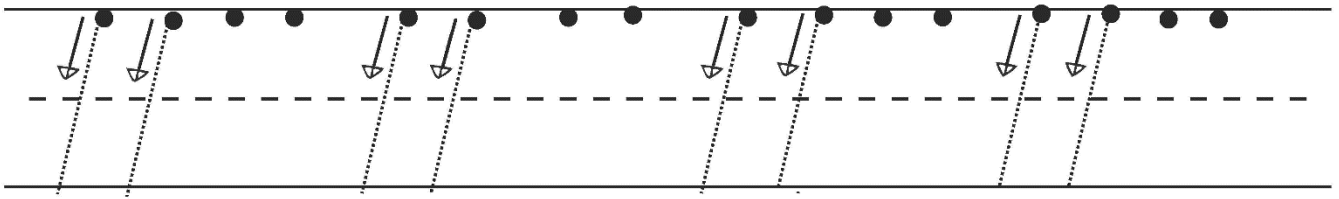
<b>15</b>		<b>17</b>	<b>18</b>		
-----------	--	-----------	-----------	--	--

<b>9</b>		<b>11</b>		<b>13</b>	
----------	--	-----------	--	-----------	--





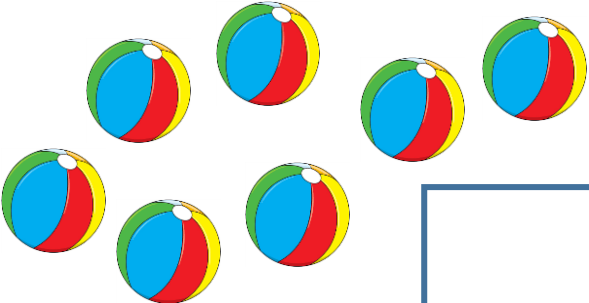



Name: \_\_\_\_\_ Date: \_\_\_\_\_

Trace and write the numbers.




Count the balls in each box. Write the correct numbers in the box.

 <p>Eight orange basketballs are arranged in two rows of four. To the right of the balls is a blue-bordered empty box for the answer.</p>	 <p>Nine white baseballs are arranged in three columns of three. To the right of the balls is a blue-bordered empty box for the answer.</p>
 <p>Ten black and white soccer balls are scattered across the box. To the right of the balls is a blue-bordered empty box for the answer.</p>	 <p>Twelve green tennis balls are arranged in three rows of four. To the right of the balls is a blue-bordered empty box for the answer.</p>
 <p>Seven colorful beach balls are scattered across the box. To the right of the balls is a blue-bordered empty box for the answer.</p>	 <p>Nine brown footballs are arranged in three rows of three. To the right of the balls is a blue-bordered empty box for the answer.</p>

Name: \_\_\_\_\_ Date: \_\_\_\_\_

Trace and write the numbers.

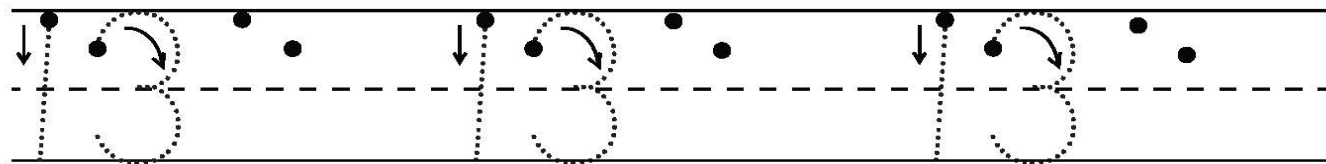
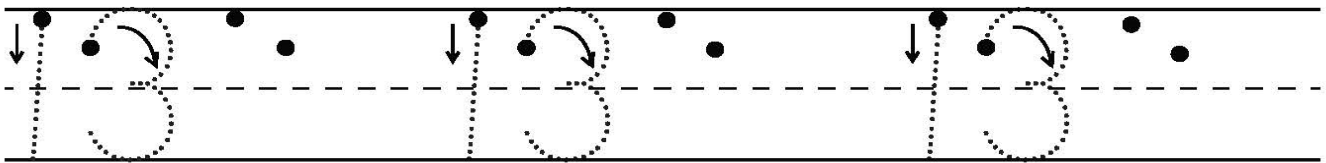


Color each space if it has a 12.

7	12	8	7	12	4
12	6	8	12	17	18
12	6	12	12	6	7
12	6	12	4	12	1

Name: \_\_\_\_\_ Date: \_\_\_\_\_

Trace and write the numbers.



Count the selected clothing items and write how many in the box.

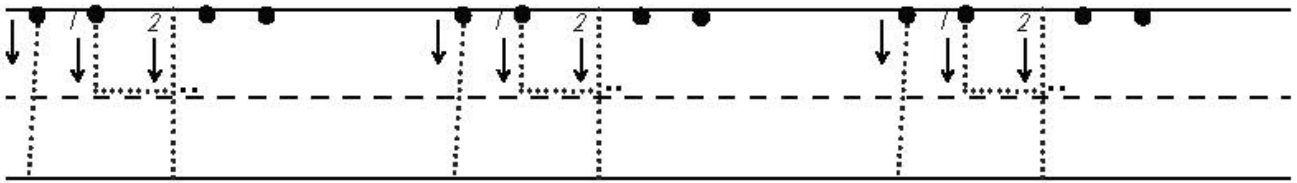
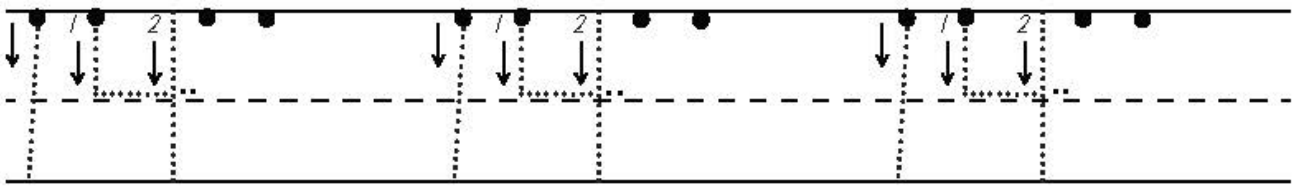
	 <input type="text"/>
--	--------------------------

	 <input type="text"/>
--	--------------------------





	 <input type="text"/>
--	--------------------------

Name: \_\_\_\_\_ Date: \_\_\_\_\_

Trace and write the numbers.

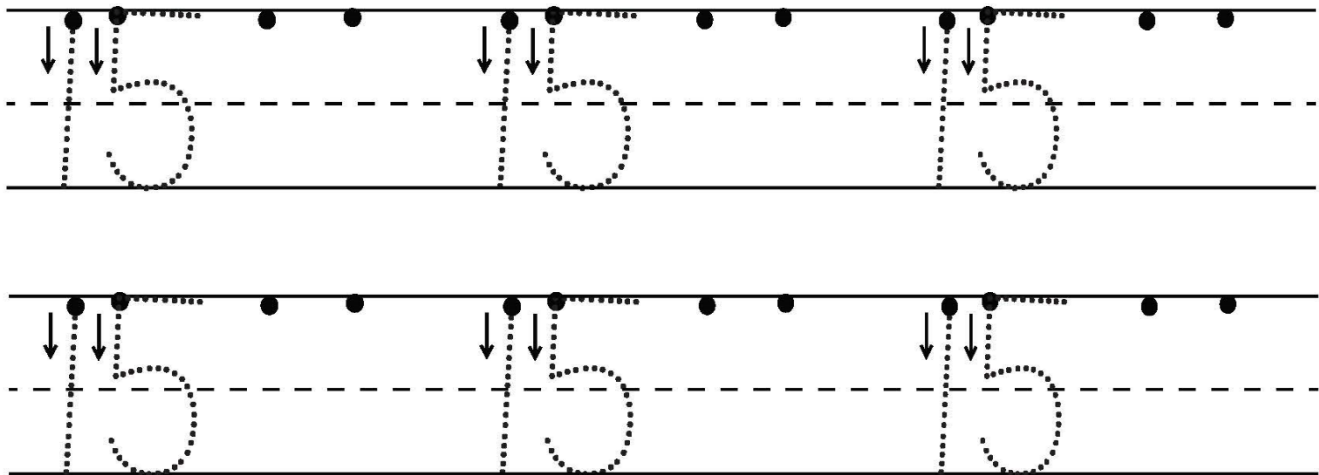


Look at the number on the trunk of each tree. Draw orange on each tree to equal the number shown.



Name: \_\_\_\_\_ Date: \_\_\_\_\_

Trace and write the numbers.



In each row, fill in the missing numbers

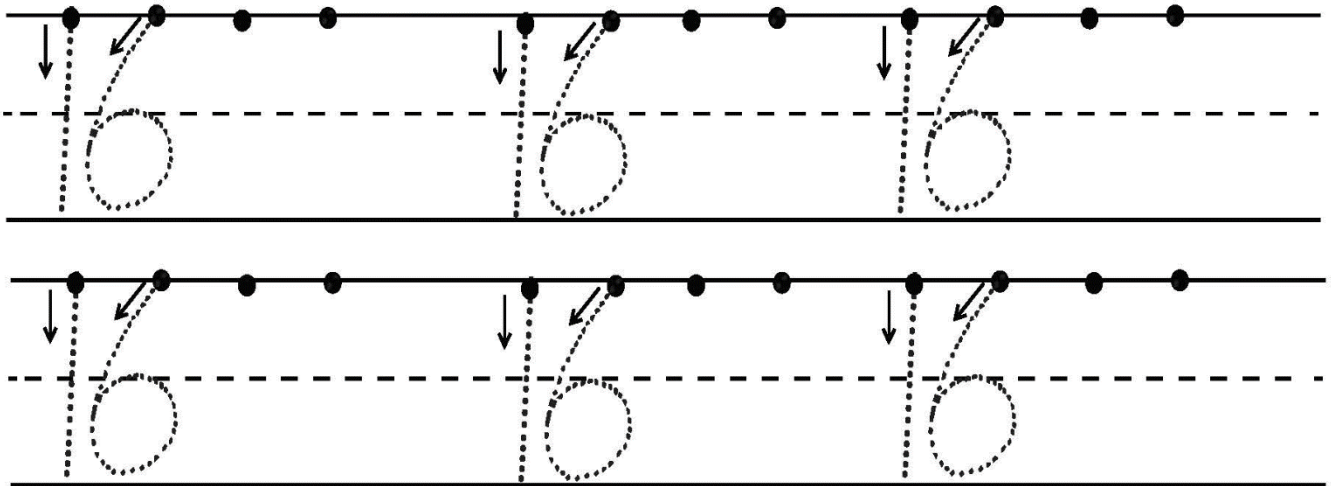
<b>14</b>		<b>16</b>			<b>19</b>
-----------	--	-----------	--	--	-----------

<b>13</b>	<b>14</b>			<b>17</b>	
-----------	-----------	--	--	-----------	--

<b>12</b>		<b>14</b>		<b>16</b>	
-----------	--	-----------	--	-----------	--

Name: \_\_\_\_\_ Date: \_\_\_\_\_

Trace and write the numbers.

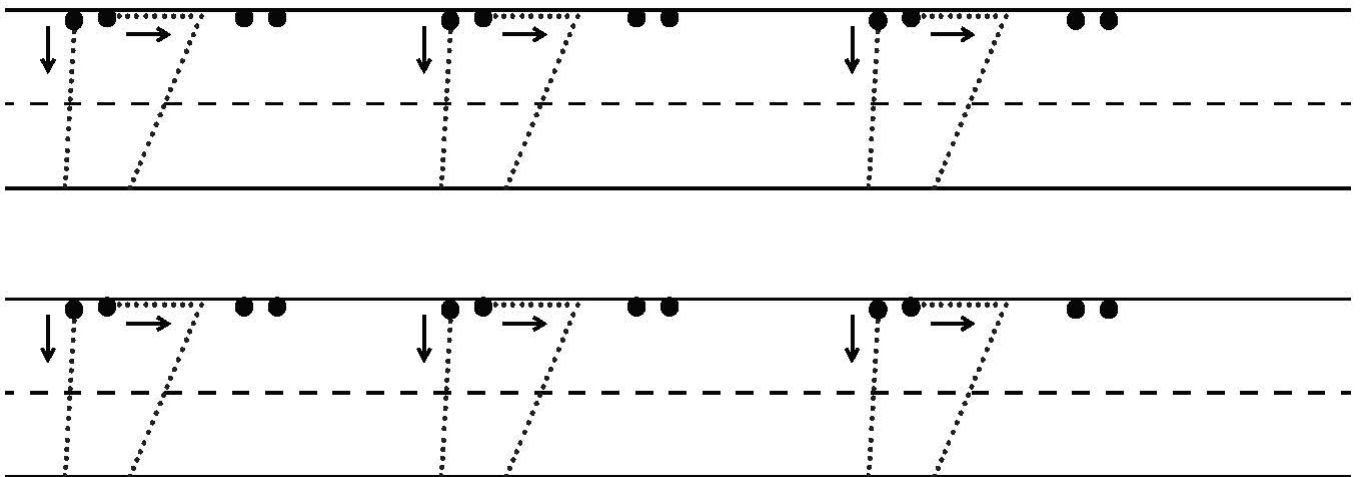


Count the trees in each box. Write the correct numbers in the box.

 <input data-bbox="529 1008 783 1198" type="text"/>	 <input data-bbox="1236 1008 1490 1198" type="text"/>
 <input data-bbox="529 1433 783 1624" type="text"/>	 <input data-bbox="1236 1433 1490 1624" type="text"/>
 <input data-bbox="529 1836 783 2027" type="text"/>	 <input data-bbox="1236 1836 1490 2027" type="text"/>

Name: \_\_\_\_\_ Date: \_\_\_\_\_

Trace and write the numbers.



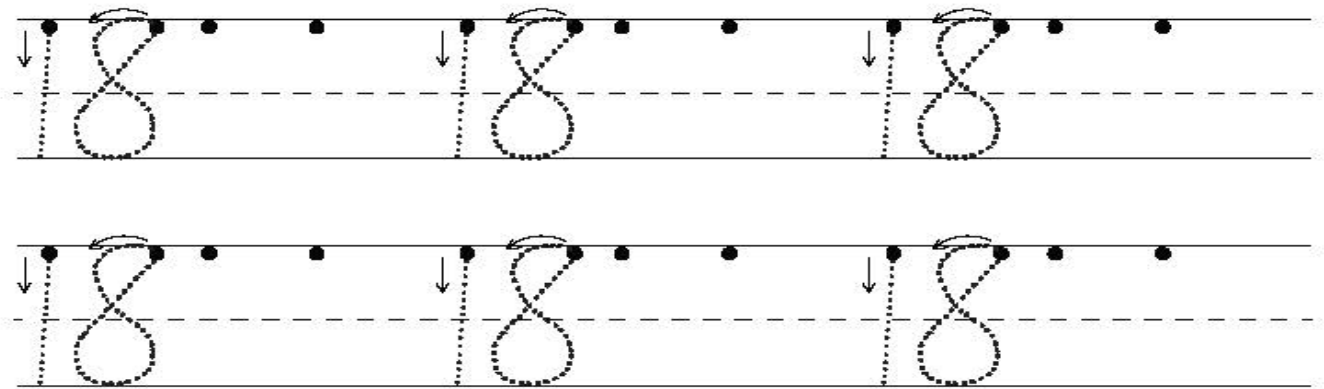
Color each space if it has a 12.

17	12	8	17	12	14
12		18	12		17
	16	12		17	6
17	6	12	4	12	17
					1



Name: \_\_\_\_\_ Date: \_\_\_\_\_

Trace and write the numbers.



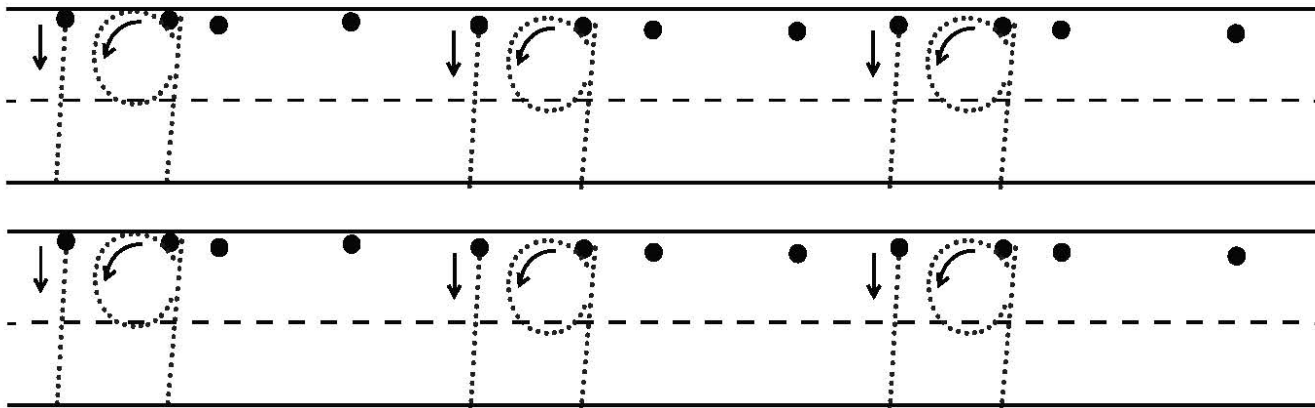
Count the selected clothing items and write how many in the box.

	 <input type="text"/>
	 <input type="text"/>
	 <input type="text"/>







Name: \_\_\_\_\_ Date: \_\_\_\_\_

Trace and write the numbers.

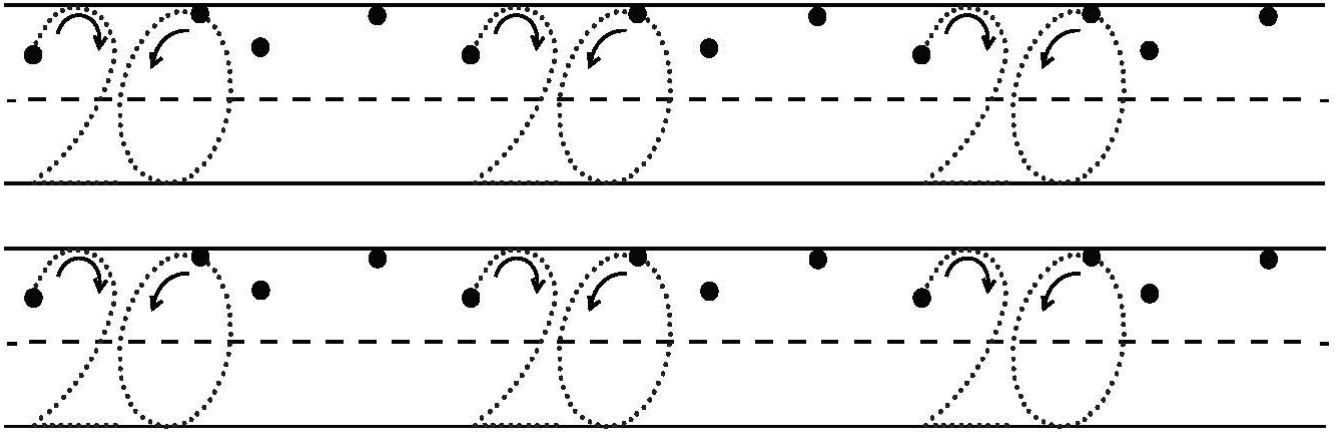


Look at the number on the trunk of each tree. Draw strawberry on each tree to equal the number shown.



Name: \_\_\_\_\_ Date: \_\_\_\_\_

Trace and write the numbers.



In each row, fill in the missing numbers

<b>15</b>			<b>18</b>		
-----------	--	--	-----------	--	--

<b>11</b>		<b>13</b>			
-----------	--	-----------	--	--	--

<b>12</b>	<b>13</b>			<b>16</b>	
-----------	-----------	--	--	-----------	--