




Jeddah Knowledge International School

SUMMER **PACK**



NURSERY

SY 2019-2020

Name: _____ Date: _____



Trace and write the letters.




Now see if you can write the big letter **a**.


Blank handwriting lines for independent practice of the letter 'a'.

Name: _____ Date: _____

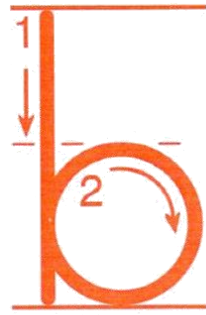
Circle and color the pictures that begin with **a**.




Color each apple red if it has an **a**.



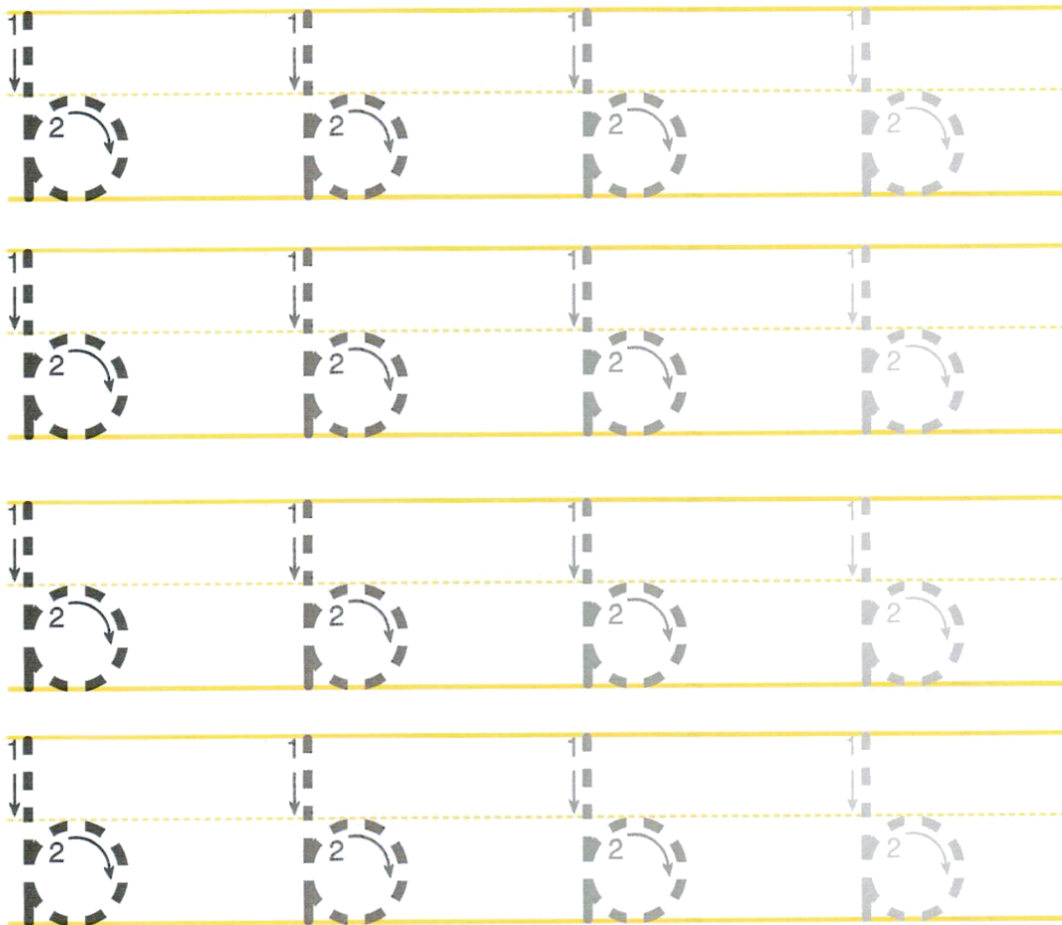
Name: _____ Date: _____



boat



Trace and write the letters.




Now see if you can write the big letter **b**.

Blank handwriting practice lines consisting of four rows of solid top and bottom lines with a dashed middle line.

Name: _____ Date: _____

Circle the letter that stands for the beginning sound of each picture. Color the picture.




c

b




b

a



b

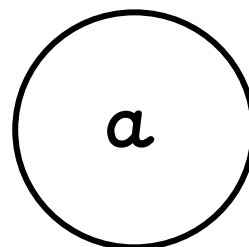



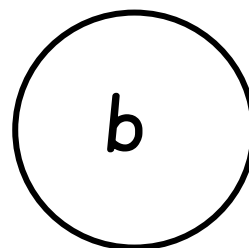



c



d

b

Find and circle all the letter **b**.



Name: _____ Date: _____



Cow



Trace and write the letters.

Four rows of handwriting practice lines. Each row consists of a solid top line, a dashed middle line, and a solid bottom line. Each row contains four dashed uppercase 'C' letters for tracing, each with a red arrow and the number '1' indicating the stroke direction.

Now see if you can write the big letter **C**.

Four rows of blank handwriting practice lines, each consisting of a solid top line, a dashed middle line, and a solid bottom line, for independent writing of the letter 'C'.


Name: _____ Date: _____

Join each letter to the picture with same beginning sound


c



b






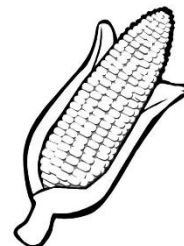
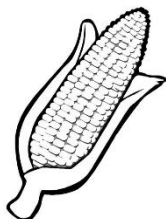
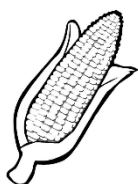
c



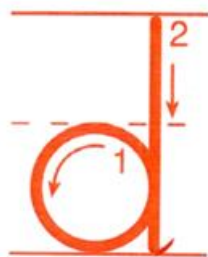
a



Each picture sound with **c**. Circle the biggest object in each row.



Name: _____ Date: _____



doll

Trace and write the letters.


Tracing practice for the lowercase letter 'd'. The page contains four rows of handwriting lines. Each row has four dashed 'd' characters for tracing. Each character has a '1' with a counter-clockwise arrow for the circle and a '2' with a downward arrow for the vertical stem.

Now see if you can write the big letter **d**.

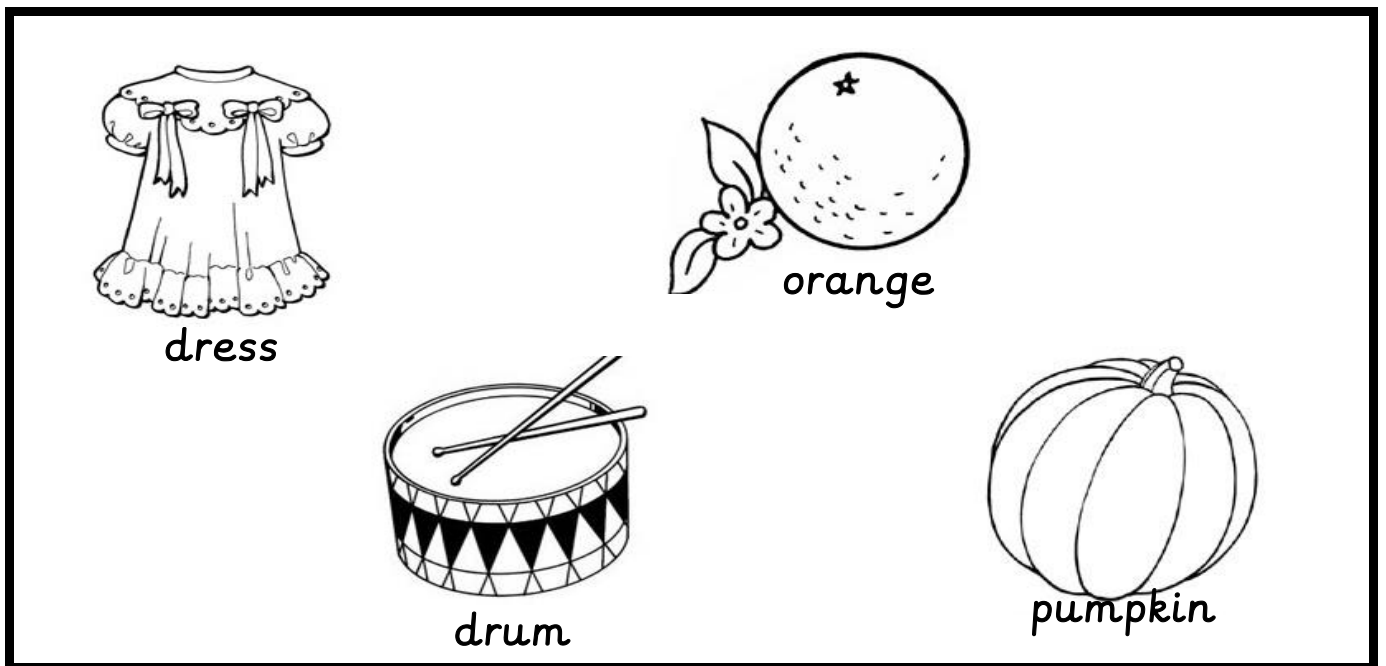
Blank handwriting lines for independent practice of the letter 'd'. Each line set consists of a top solid line, a middle dashed line, and a bottom solid line.

Name: _____ Date: _____

Each picture begin with **d** sound. Say the name of each out loud and listen for the sound. Color the picture.




Color the pictures whose names begin with letter **d**.




Name: _____ Date: _____



Trace and write the letters.

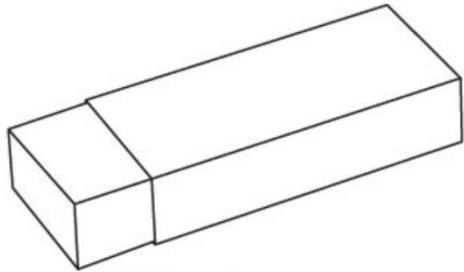


Now see if you can write the big letter *e*.




Name: _____ Date: _____

Circle the letter that stands for the beginning sound of each picture. Color the picture.




d

e



c

e



e





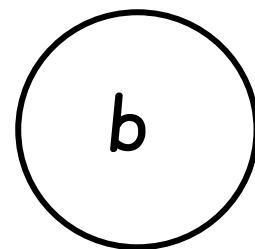

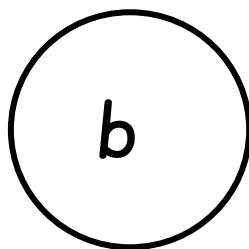

b




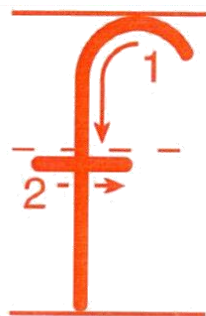
e

a

Find and circle all the letter **e**.



Name: _____ Date: _____



fish

Trace and write the letters.


Tracing practice area consisting of four rows of handwriting lines. Each row contains four dashed lowercase 'f' characters for tracing. Each character has a '1' with a curved arrow indicating the downward stroke and a '2' with a horizontal arrow indicating the crossbar stroke.

Now see if you can write the big letter **f**.

Blank handwriting lines for independent practice. Each row consists of a solid top line, a dashed middle line, and a solid bottom line.

Name: _____ Date: _____

Each picture begin with **f** sound. Say the name of each out loud and listen for the sound. Color the picture.



Color the pictures whose names begin with letter **f**.



Name: _____

Date: _____



guitar

Trace and write the letters.


Tracing practice for the lowercase letter 'g'. It consists of four rows of handwriting lines. Each row contains four dashed 'g' characters for tracing. Each dashed 'g' has small arrows and numbers '1' and '2' indicating the correct stroke order: a counter-clockwise circle followed by a vertical downward stroke with a hook.

Now see if you can write the big letter **g**.


Four sets of handwriting lines (top solid, middle dashed, bottom solid) provided for independent practice of writing the large lowercase letter 'g'.

Name: _____ Date: _____

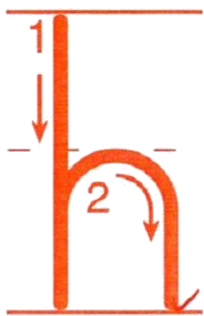
Circle and color the pictures that begin with **g**.



Color each apple red if it has an **g**



Name: _____ Date: _____



hat

Trace and write the letters.





Tracing practice for the lowercase letter 'h'. It consists of four rows of handwriting lines (top, middle dashed, bottom). Each row contains four dashed 'h' characters for tracing. Each character has a '1' with a downward arrow for the first stroke and a '2' with a curved arrow for the second stroke.

Now see if you can write the big letter **h**.










Blank handwriting lines for independent practice of the big letter 'h'. Each line set includes a top solid line, a middle dashed line, and a bottom solid line.

Name: _____ Date: _____

Join each letter to the picture with same beginning sound.

h	
e	
h	
b	

Each picture sound with **h**. Circle the biggest object in each row.



ice cream

Trace and write the letters.


Tracing practice for the lowercase letter 'i'. It consists of four rows of handwriting lines. Each row contains four dashed lowercase 'i's for tracing. Each 'i' has a solid dot at the top labeled '2' and a downward arrow labeled '1' to show the stroke direction.

Now see if you can write the big letter **i**.

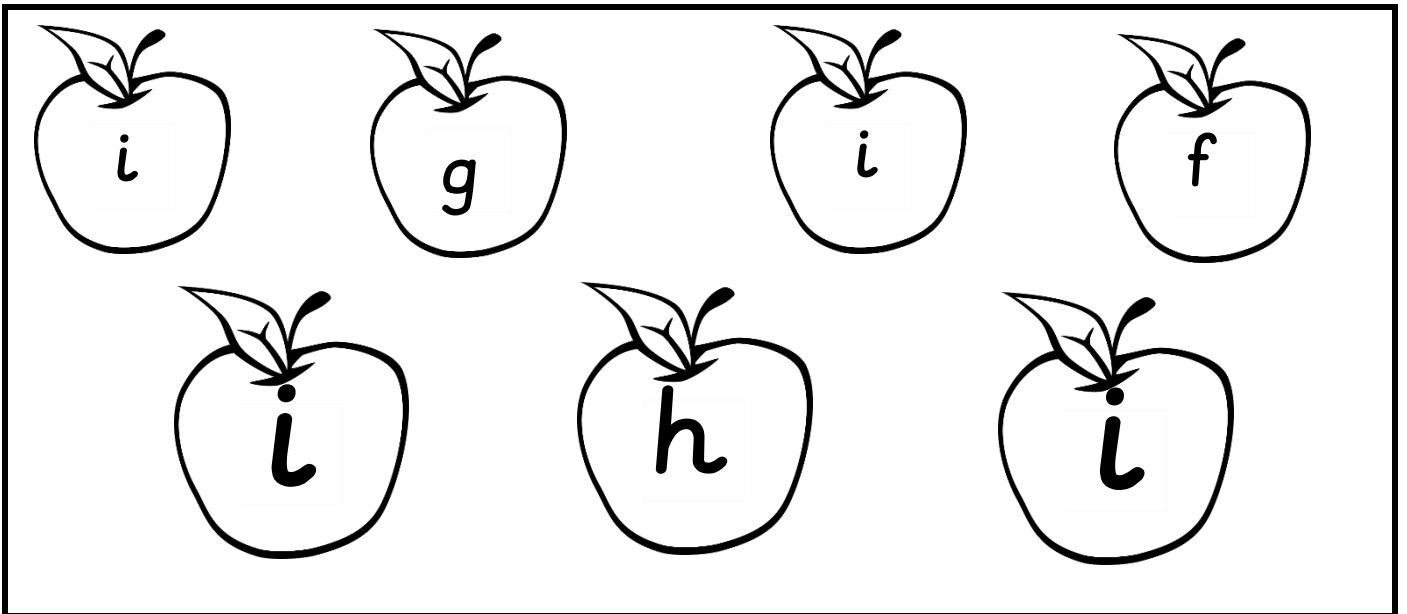
Blank handwriting lines for independent practice of the lowercase letter 'i'. Each line set consists of a solid top line, a dashed middle line, and a solid bottom line.

Name: _____ Date: _____


Circle and color the pictures that begin with **i**.



Color each apple red if it has an **i**.

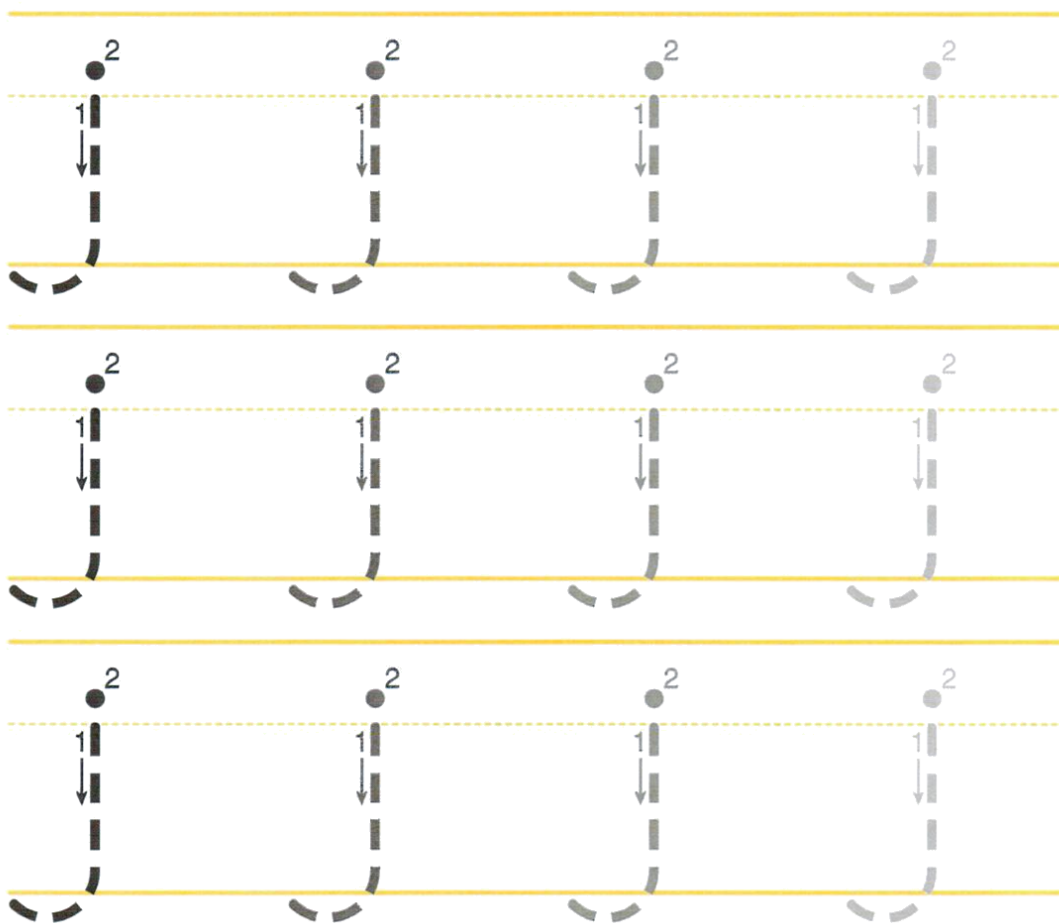


Name: _____ Date: _____



Use your finger to trace it.
little letter **j** by following the arrows.

Trace and write the letters.







Now see if you can write the big letter **j**.

Blank handwriting practice lines for writing the big letter 'j'. Each row consists of a solid top yellow line, a dashed middle yellow line, and a solid bottom yellow line.

Name: _____ Date: _____


Circle the letter that stands for the beginning sound of each picture. Color the picture.

 h j	 j i
 j g	 f j

Find and circle all the letter *j*.

h	j	a	j
j	g	j	f

Name: _____ Date: _____



kangaroo



Trace and write the letters.

Tracing practice for the letter 'k' on four rows of handwriting lines. Each row contains four dashed 'k' characters with numbered arrows (1, 2, 3) indicating the stroke order for tracing.

Now see if you can write the big letter **k**.

Blank handwriting lines for independent practice of the letter 'k'.

Name: _____ Date: _____

Join each letter to the picture with same beginning sound.


k



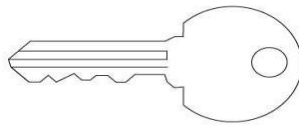
h



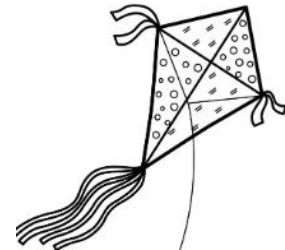


k




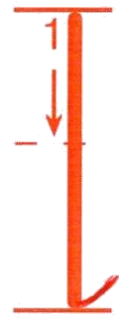
g



Each picture sound with **k**. Circle the biggest object in each row.



Name: _____ Date: _____




lemon

Trace and write the letters.

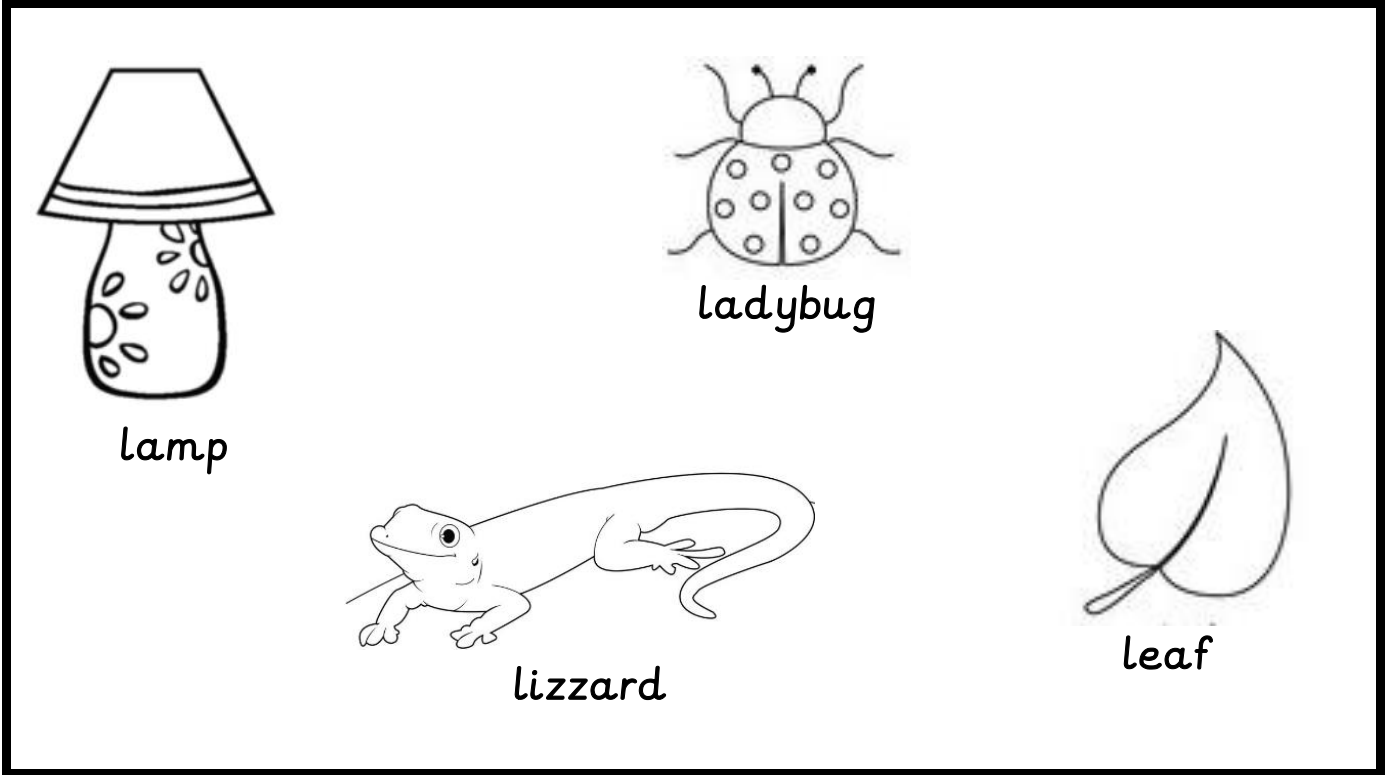


Now see if you can write the big letter **l**.




Name: _____ Date: _____

Each picture begin with **l** sound. Say the name of each out loud and listen for the sound. Color the picture.



Color the pictures whose names begin with letter **l**.



Name: _____ Date: _____

mouse



Trace and write the letters.





Tracing practice for the lowercase letter 'm'. It consists of four rows of handwriting lines. Each row contains four dashed 'm' characters for tracing. Each dashed 'm' has small numbered arrows (1, 2, 3) indicating the correct stroke order.

Now see if you can write the big letter **m**.

Blank handwriting lines for independent practice of the big letter 'm'. Each row consists of a solid top line, a dashed middle line, and a solid bottom line.

Name: _____ Date: _____

Circle the letter that stands for the beginning sound of each picture. Color the picture.

 <p>k m</p>	 <p>m l</p>
 <p>m g</p>	 <p>j m</p>

Find and circle all the letter **m**.

h	m	m	k
m	l	m	j

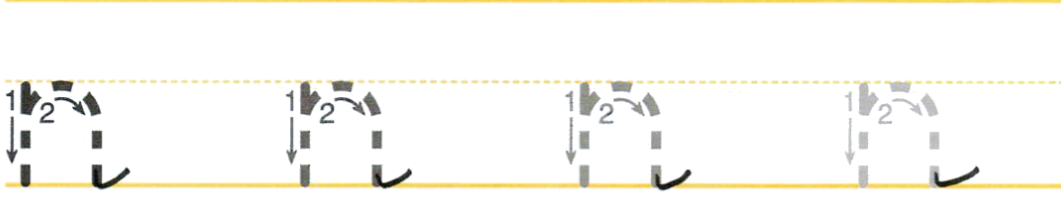
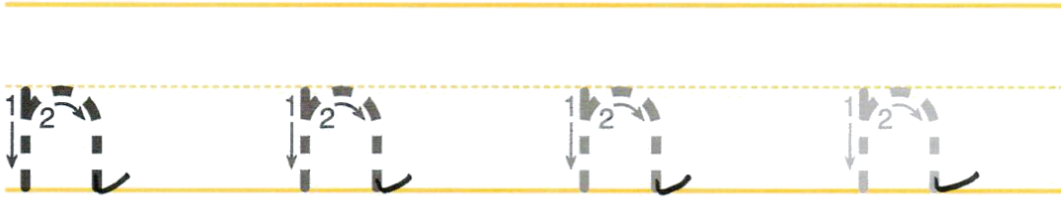
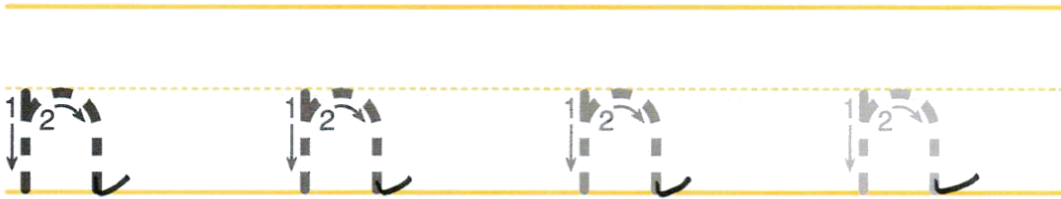
Name: _____ Date: _____



necklace



Trace and write the letters.

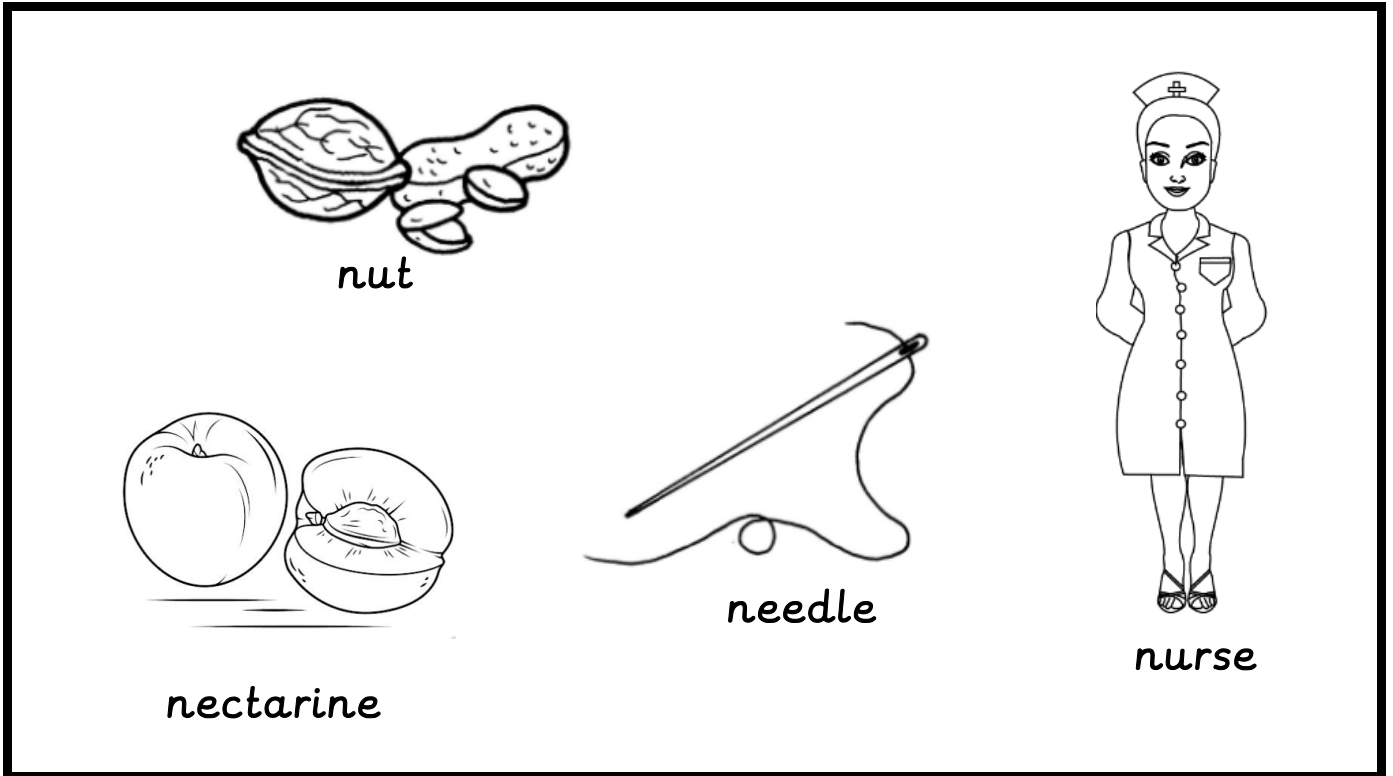


Now see if you can write the big letter **n**.

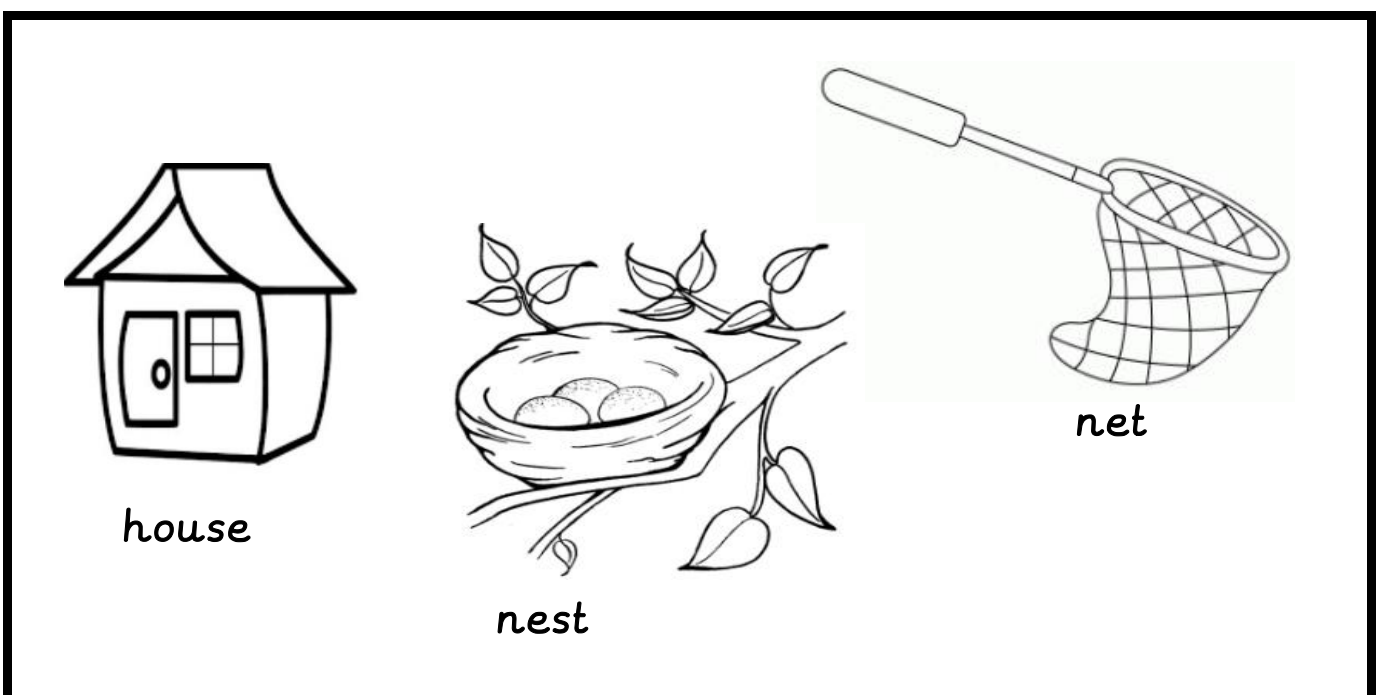
Blank handwriting lines for independent practice of the large letter 'n'. Each line set consists of a top solid line, a middle dashed line, and a bottom solid line.

Name: _____ Date: _____


Each picture begin with **n** sound. Say the name of each out loud and listen for the sound. Color the picture.



Color the pictures whose names begin with letter **n**.

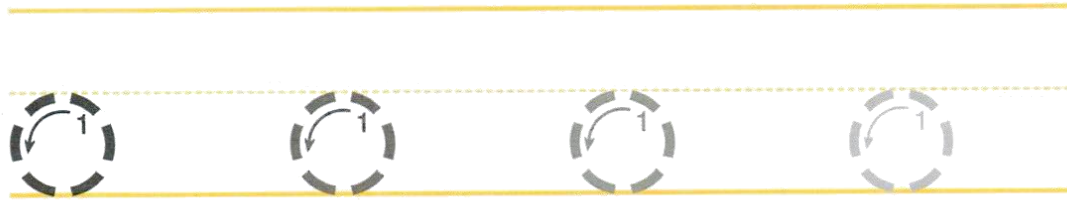
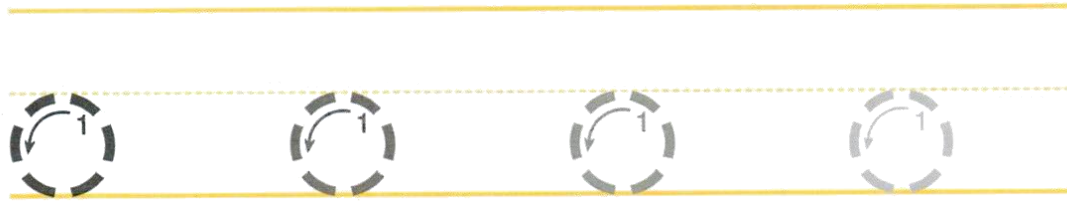
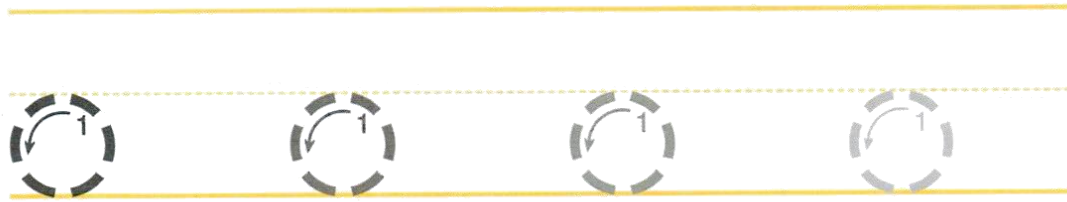
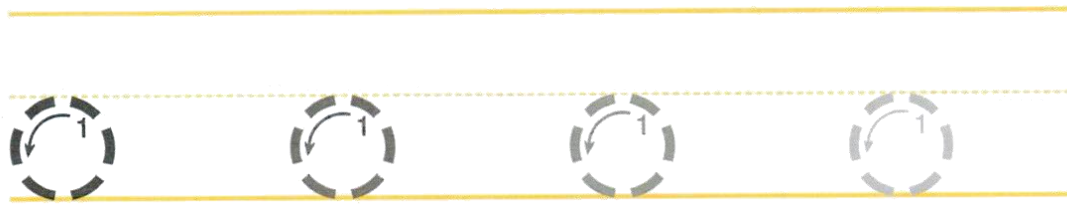


Name: _____ Date: _____



orange

Trace and write the letters.




Now see if you can write the big letter o.


Blank handwriting lines for independent practice. Each line set consists of a solid top line, a dashed middle line, and a solid bottom line.

Name: _____ Date: _____


Circle and color the pictures that begin with **o**.



Color each apple red if it has an **o**.



Name: _____ Date: _____



pumpkin



Trace and write the letters.







Now see if you can write the big letter **p**.










Blank handwriting lines for practicing writing the letter 'p'. Each row consists of a solid top line, a dashed middle line, and a solid bottom line.

Name: _____ Date: _____

Join each letter to the picture with same beginning sound.

p	
l	
p	
o	

Each picture sound with **p**. Circle the biggest object in each row.

Name: _____ Date: _____

Queen



Trace and write the letters.





Three rows of handwriting practice lines. Each row contains four dashed lowercase 'q' characters for tracing. Each 'q' has small arrows and numbers 1 and 2 to guide the student through the stroke order.

Now see if you can write the big letter **q**.



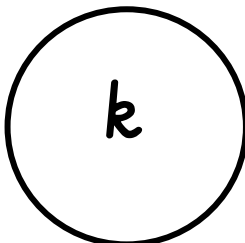





Four sets of blank handwriting practice lines, each consisting of a solid top line, a dashed middle line, and a solid bottom line, for independent writing practice.

Name: _____ Date: _____

Circle the letter that stands for the beginning sound of each picture. Color the picture.

 <p>p q</p>	 <p>b q</p>
 <p>q k</p>	 <p>q l</p>

Find and circle all the letter q.

Name: _____ Date: _____



roller skates



Trace and write the letters.


Tracing practice area consisting of four rows of handwriting lines. Each row contains four dashed lowercase 'r' characters for tracing, each with stroke order arrows and numbers 1 and 2.

Now see if you can write the big letter **r**.

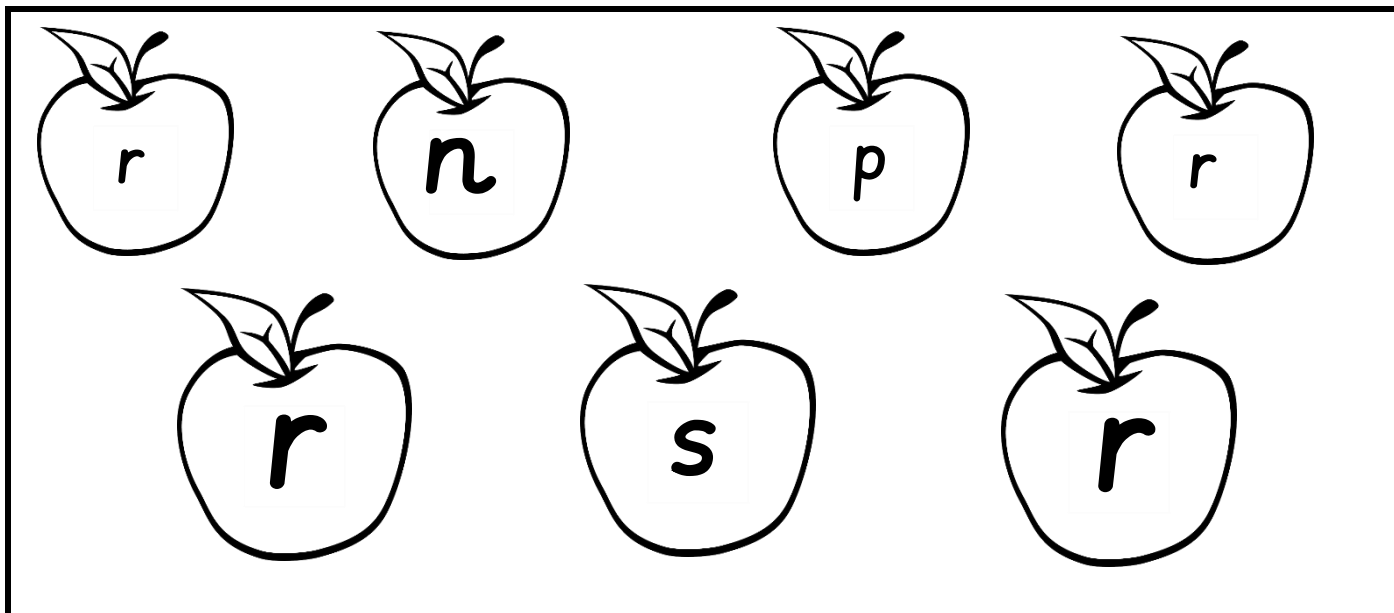
Handwriting practice area consisting of four rows of blank handwriting lines (top solid, middle dashed, bottom solid) for writing the large letter 'r'.

Name: _____ Date: _____

Circle and color the pictures that begin with **r**.



Color each apple red if it has an **r**.



Name: _____ Date: _____

strawberry



Trace and write the letters.





Tracing practice area consisting of four rows of handwriting lines. Each row has a solid top line, a dashed middle line, and a solid bottom line. Each row contains four dashed uppercase 'S' letters for tracing, each with a small arrow and the number '1' indicating the stroke direction.

Now see if you can write the big letter **s**.

Handwriting practice area consisting of four rows of handwriting lines. Each row has a solid top line, a dashed middle line, and a solid bottom line. These rows are intended for independent writing of the letter 's'.

Name: _____ Date: _____

Circle the letter that stands for the beginning sound of each picture. Color the picture.

 <p data-bbox="239 772 638 851">p s</p>	 <p data-bbox="933 772 1332 840">s r</p>
 <p data-bbox="247 1232 646 1299">s n</p>	 <p data-bbox="933 1232 1332 1299">o s</p>

Find and circle all the letter **s**.

s	p	s	p
s	r	s	s

Name: _____ Date: _____



trumpet

Trace and write the letters.

Four rows of handwriting practice lines. Each row contains four lowercase 't' characters. The first 't' in each row is solid black with stroke order arrows and numbers. The remaining three 't's are dashed for tracing. Each 't' is positioned between the top and bottom lines, with its crossbar on the middle dashed line.

Now see if you can write the big letter **t**

Four sets of empty handwriting practice lines (top, middle dashed, bottom) for writing the large letter 't'.

Name: _____ Date: _____

Join each letter to the picture with same beginning sound.

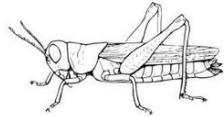
t




b



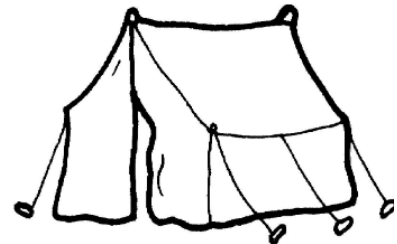
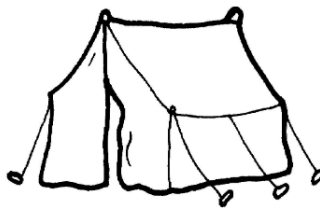
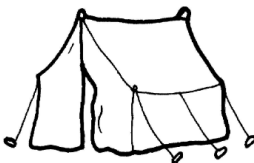



t




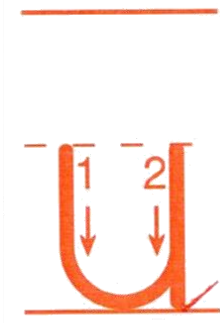
p



Each picture sound with **t**. Circle the biggest object in each row.



Name: _____ Date: _____



underwear



Trace and write the letters.

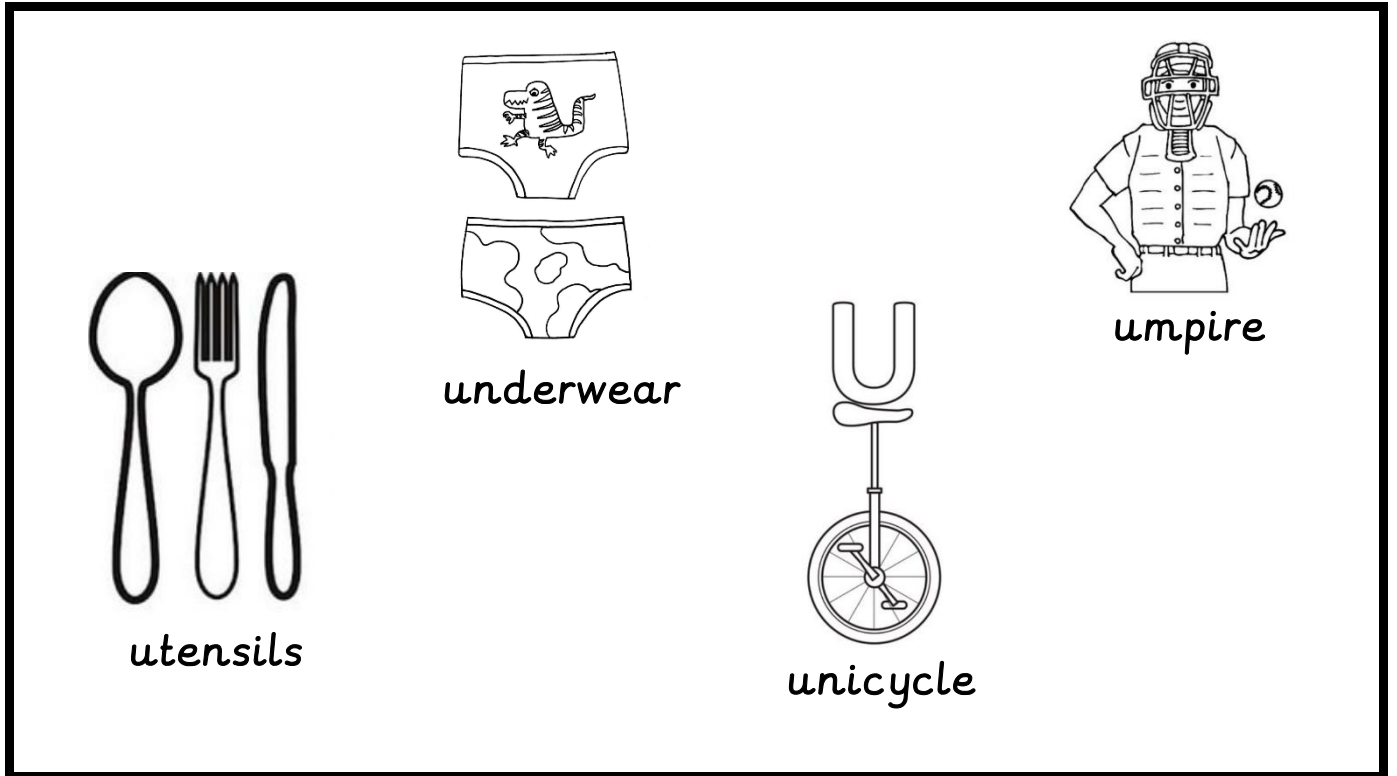
Four rows of handwriting practice lines. Each row consists of a solid top line, a dashed middle line, and a solid bottom line. Each row contains four dashed lowercase 'u' characters for tracing. Each 'u' has small arrows and numbers '1' and '2' indicating the stroke order.

Now see if you can write the big letter **u**.

Four sets of handwriting practice lines for writing the letter 'u'. Each set consists of a solid top line, a dashed middle line, and a solid bottom line. There are no letters on these lines, only the lines themselves.

Name: _____ Date: _____

Each picture begin with **u** sound. Say the name of each out loud and listen for the sound. Color the picture.




utensils

underwear

unicycle

umpire

Color the pictures whose names begin with letter **u**.


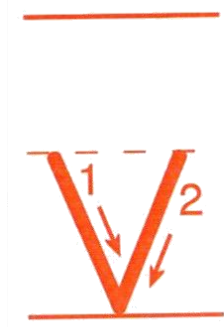


umbrella

unicorn

orange

Name: _____ Date: _____



vacuum

Trace and write the letters.





Tracing practice area consisting of four rows of handwriting lines. Each row contains four dashed uppercase 'V' letters for tracing, each with stroke order arrows and numbers 1 and 2. The lines are yellow with a dashed midline.

Now see if you can write the big letter v.

Blank handwriting lines for independent practice. Each row consists of a solid top line, a dashed midline, and a solid bottom line.

Name: _____ Date: _____

Circle the letter that stands for the beginning sound of each picture. Color the picture.

 g v	 v l
 v r	 s v


Find and circle all the letter v.

v	s	v	r
p	r	v	v

Name: _____

Date: _____

watermelon



Trace and write the letters.




Now see if you can write the big letter **w**.

Blank handwriting lines for practicing writing the letter 'w'.

Name: _____ Date: _____

Each picture begin with **w** sound. Say the name of each out loud and listen for the sound. Color the picture.

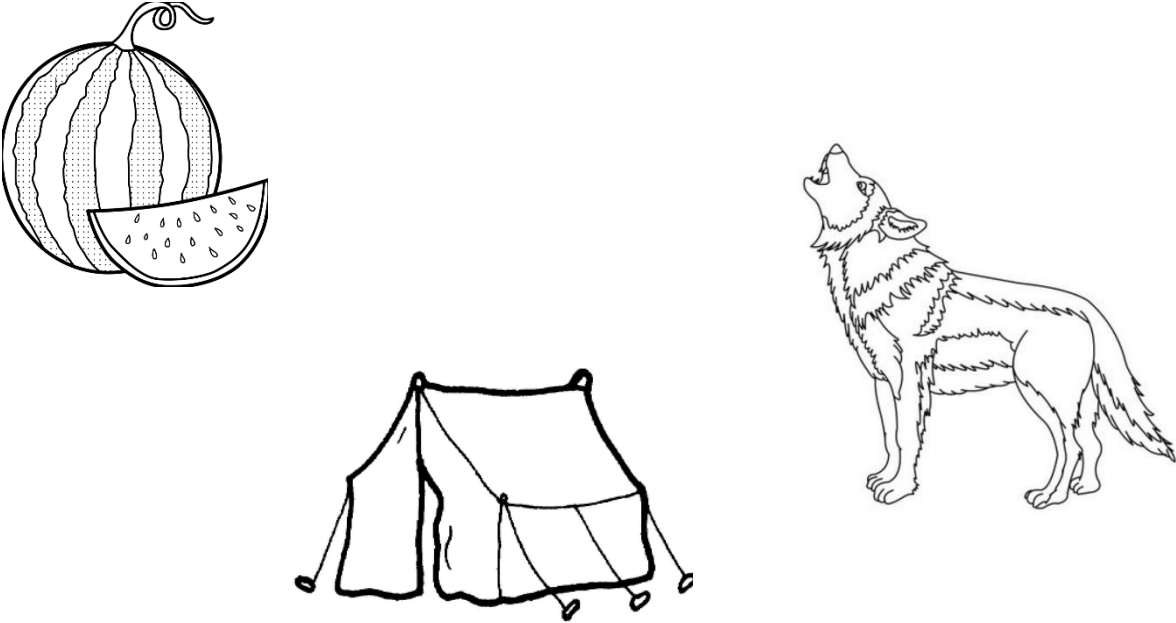


watermelon

wheel

wale



Color the pictures whose names begin with letter **w**.



Name: _____

Date: _____

Xylophone



Trace and write the letters.




Now see if you can write the big letter **x**.

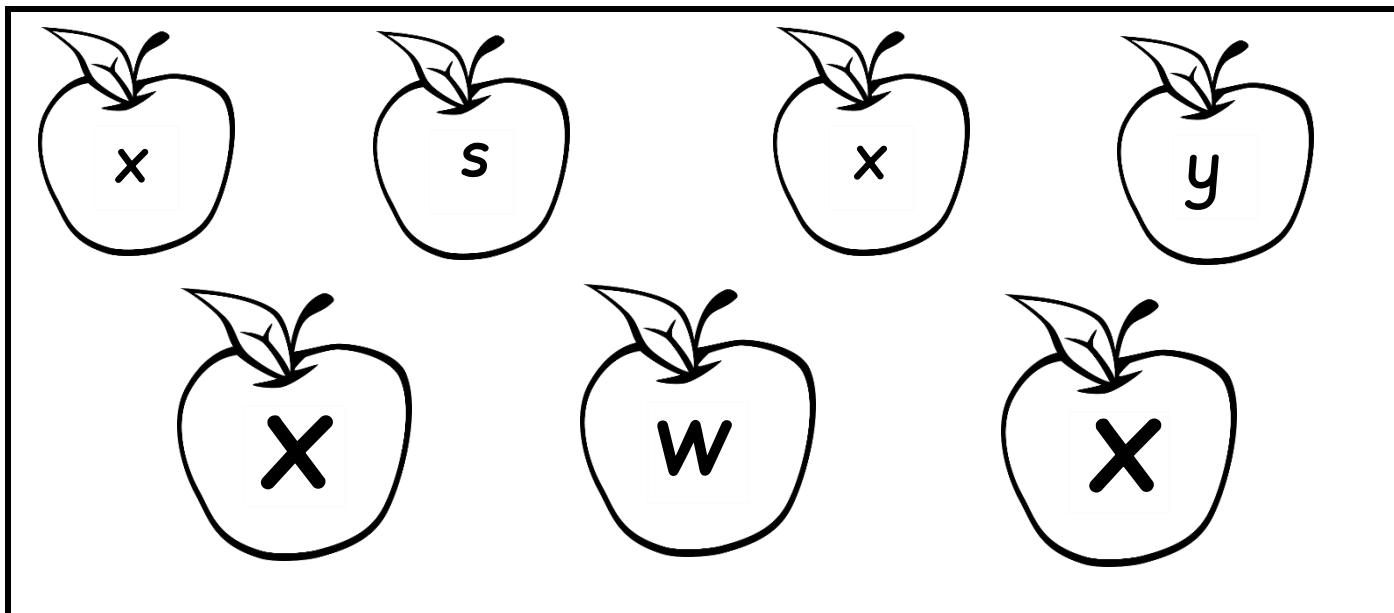
Blank handwriting lines for independent practice, consisting of four sets of three horizontal lines (top, middle dashed, bottom).

Name: _____ Date: _____

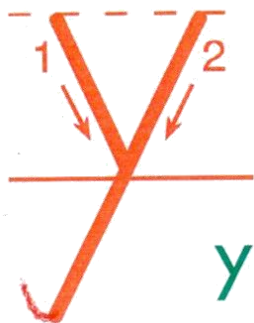
Circle and color the pictures that begin with **x**.




Color each apple red if it has an **x**.



Name: _____ Date: _____



yo-yo



Trace and write the letters.







Now see if you can write the big letter **y**.










Blank handwriting lines for independent practice of the letter 'y'.

Name: _____ Date: _____

Join each letter to the picture with same beginning sound.

y	
b	
y	
w	

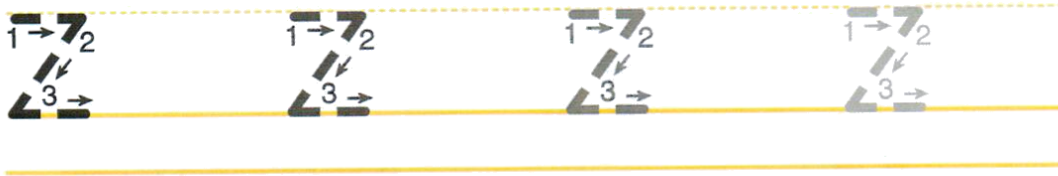
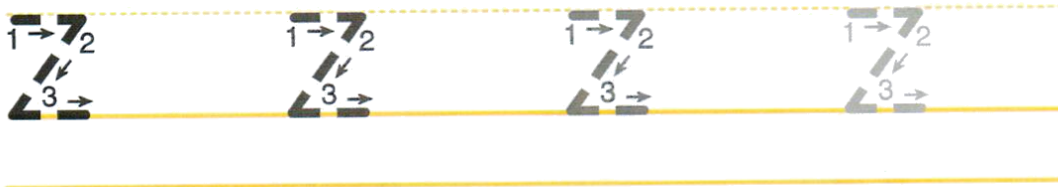
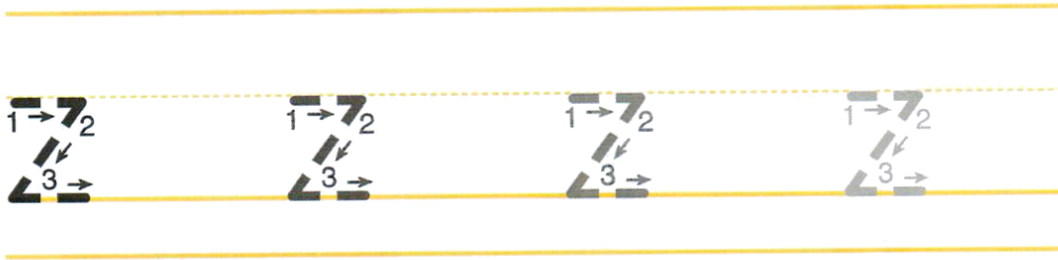
Each picture sound with **y**. Circle the biggest object in each row.


Name: _____ Date: _____



Trace and write the letters.




Now see if you can write the big letter **z**.




Name: _____ Date: _____

Circle and color the pictures that begin with **z**.




Color each apple red if it has an **z**.




Name: _____ Date: _____


Write the number **ONE** by the following the dotted lines.



Color **ONE** apple.




Circle **one** object in each box.




Name: _____ Date: _____


Write the number **TWO** by the following the dotted lines.



Color **TWO** bees.




Circle **two** object in each box.




Name: _____ Date: _____


Write the number **THREE** by the following the dotted lines.



Color **THREE** cats.




Circle **three** object in each box.




Name: _____ Date: _____


Write the number **FOUR** by the following the dotted lines.



Color **FOUR** dogs.




Circle **four** object in each box.




Name: _____ Date: _____

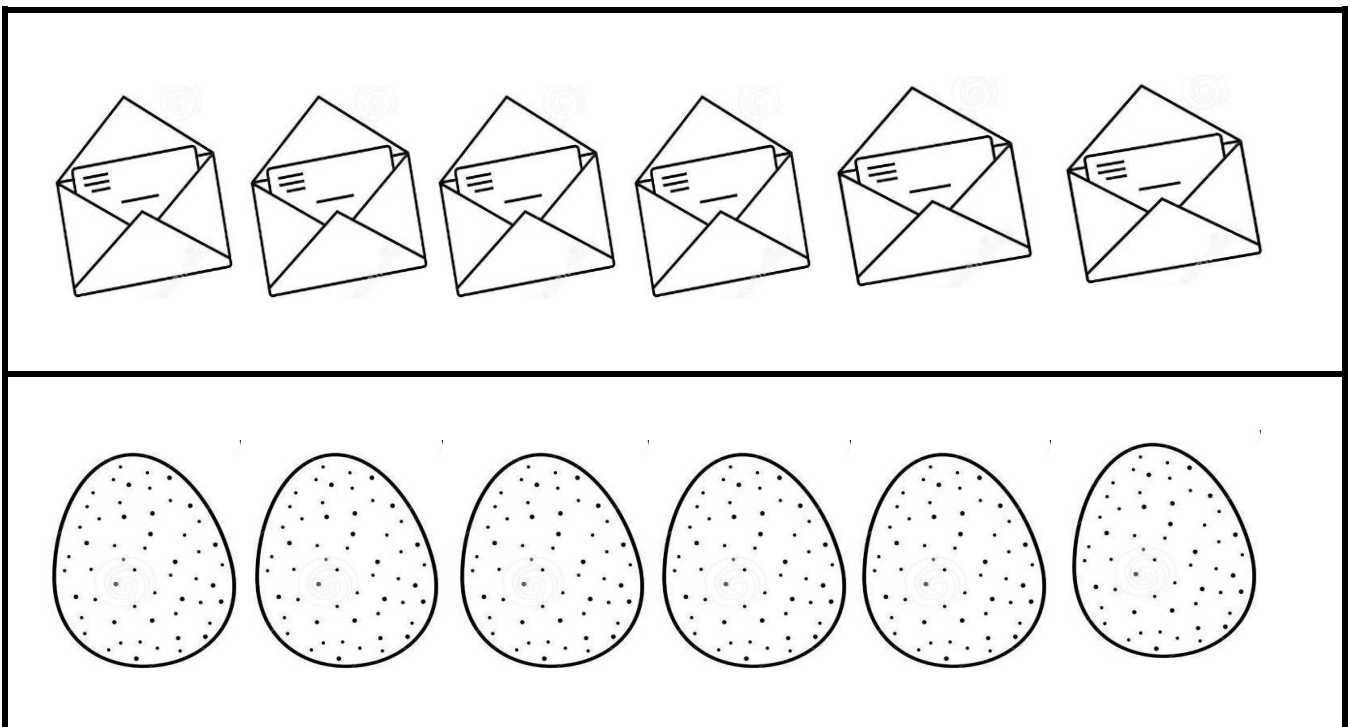
Write the number **FIVE** by the following the dotted lines.



Color **FIVE** eggplants.





Circle **five** object in each box.




Name: _____ Date: _____



Write the number **SIX** by the following the dotted lines.



Color **SIX** flowers.




Circle **six** object in each box.




Name: _____ Date: _____


Write the number **SEVEN** by the following the dotted lines.



Color **SEVEN** gifts.




Circle **seven** object in each box.




Name: _____ Date: _____

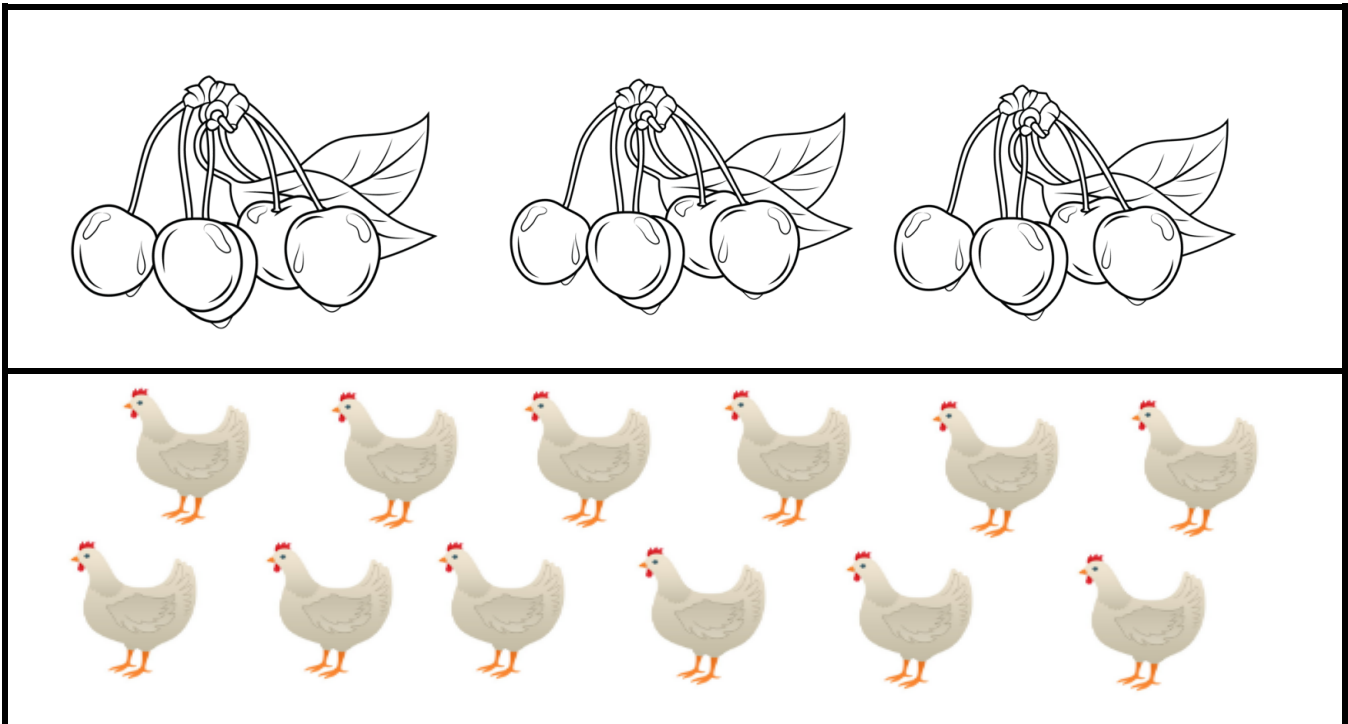
Write the number **EIGHT** by the following the dotted lines.



Color **EIGHT** horses.





Circle **eight** object in each box.






Name: _____ Date: _____

















Write the number **NINE** by the following the dotted lines.



Color **NINE**




Circle **nine** object in each box.

Name: _____ Date: _____

Write the number **TEN** by the following the dotted lines.



Color **TEN** pears.



Circle **ten** object in each box.

