



Grade Three Summer Review

Raz-Kids



Students may practice their Reading skills using the Raz-Kids digital platform.

To access the reading platform, use the following steps;

- A green rectangular button with the text 'KIDS LOGIN' in white.
- Log in at www.raz-kids.com and select.
- Enter their teacher's username. A login form with a text input field labeled 'Teacher Username', a 'GO' button, and a 'Need Help?' link.
- Select your child's username and add their student password. Please note the password is the students' ID number found at the back of their ID card.


After they have logged in, the student needs to enter the 'Level Up' rocket and select a book that they wish to read at their assigned reading level.




Students must follow the following procedures to increase fluency:

1. Listen to the story being read. (Click on the picture of the ear.)
2. Read the story aloud (Students record their reading and send it to their teacher; Click on the picture of the eye and then click the microphone at the top of the screen.)
3. Take a quiz. (Click on the picture of the question mark.)

After they have completed these steps, they can proceed to the next book. The teachers will be able to track each student and listen to their recordings. Students will earn stars to go into the incentive area "Star Zone" where they can customize their Raz Rocket and Raz Robot.



Students may enter the 'Reading Room' to access additional books at different reading levels for extra research and reading practice.



Happy Reading!

JKS Administration