



Jeddah Knowledge International School

SUMMER



PACK



Grade 3

SY 2020-2021

Grade Three Summer Review

IXL Language

Students may practice language and math skills using IXL digital platform.



Practicing:

1. Log in to JKS Portal with your username and the password.
2. Click on the "IXL" tab from the list on the left-side.
3. Choose the grade level that your child currently completed.
4. Choose 'Language arts' or 'Math' depending on the subject you would like to practice.
5. Choose the skill that your child may wish to practice and provide encouragement to practice excelling in these skills.
6. The progress of your child can be accessed by clicking on the "Reports" tab. This will give full details of the practice and progress that has taken place. Please print out a report and have your child submit it to his/her teacher on the first day back to school.

Note: The cut-off date for IXL Practice is August 1st, 2021.

Grade 3- Language Arts IXL Skills

Vocabulary

Compound Words

- Form and use compound words

Homophones

- Use the correct homophone

Multiple Meaning Words

- Multiple-meaning words with pictures
- Which sentence matches the definition?

Grammar and Mechanics

Sentences, fragments, and run-ons

- Is the sentence a statement, question, command, or exclamation?
- Identify the complete subject of a sentence
- Identify the complete predicate of a sentence
- Identify the simple subject or predicate of a sentence

Nouns

- Identify nouns
- Identify common and proper nouns
- Use regular plurals with -s, -es, and -ies
- Form and use irregular plurals

Pronouns

- Choose the correct personal pronoun
- Complete the sentence with the correct pronoun

Verb Types

- Identify action verbs

Verbs Tense

- Form and use the regular past tense
- Identify the irregular past tense II
- Change the sentence to future tense

Articles

Use the correct article: a, an, or the

Adjectives and Adverbs

Identify adjectives

Identify adverbs

Contractions

- Pronoun-verb contractions
- Contractions with "not"

Capitalization

Capitalizing the names of people and pets and titles of respect



Grade Three Summer Review

Raz-Kids



Students may practice their Reading skills using the Raz-Kids digital platform.

To access the reading platform, use the following steps;

- A green rectangular button with the text 'KIDS LOGIN' in white.
- Log in at www.raz-kids.com and select.
- Enter their teacher's username. A login form with a text input field labeled 'Teacher Username', a 'GO' button, and a 'Need Help?' link.
- Select your child's username and add their student password. Please note the password is the students' ID number found at the back of their ID card.


After they have logged in, the student needs to enter the 'Level Up' rocket and select a book that they wish to read at their assigned reading level.




Students must follow the following procedures to increase fluency:

1. Listen to the story being read. (Click on the picture of the ear.)
2. Read the story aloud (Students record their reading and send it to their teacher; Click on the picture of the eye and then click the microphone at the top of the screen.)
3. Take a quiz. (Click on the picture of the question mark.)

After they have completed these steps, they can proceed to the next book. The teachers will be able to track each student and listen to their recordings. Students will earn stars to go into the incentive area "Star Zone" where they can customize their Raz Rocket and Raz Robot.



Students may enter the 'Reading Room' to access additional books at different reading levels for extra research and reading practice.



Happy Reading!

JKS Administration

Grade Three Summer Review

GrammarNouns - Person, Place or Thing

Underline all the nouns in the sentences below.

1. The actor won an award for his movie about Chicago.
2. The dog went swimming in the ocean.
3. Ice cream and cookies are the best dessert.
4. The pine trees in the forest are taller than most houses.
5. Sara wants to take a trip to the mountains.
6. I always wash my face before going to bed.
7. Zaki collects model cars and boats.
8. My brother took a bus to the zoo to see the bears.
9. Grandpa lives in an igloo in Alaska.
10. The team does not practice volleyball in the summer.
11. Jenna rowed the boat across the pond to the clubhouse.
12. Parrots like to talk to people and eat crackers.

Grade Three Summer Review

Using Nouns

Circle all the nouns in the table below.

baseball	spiders	pancakes	airplane	exciting
celebrate	fire	furniture	bucket	cats
jellyfish	giraffes	rainstorm	toothbrush	bees
hide	wanted	blanket	butter	scarecrow
library	flying	lettuce	quiet	frogs

Complete the sentences using the nouns above.

1. She brought an umbrella in case there's a _____.
2. I only like _____ and tomatoes in my salads.
3. My dad makes the best _____ for breakfast.
4. The tallest animals at the zoo are _____.
5. I am going to flight school to learn how to fly an _____.
6. Grandma wraps herself with a _____ during cold weather.
7. The librarian at our local _____ is very helpful.
8. The _____ that fly around us make a lot of noise.
9. My mom wants new _____ for our family room.
10. Aya loves to build sandcastles with sand and a _____.

Grade Three Summer Review

Using Nouns

mailbox	fireman	wished	tasty	month
lawyer	seashore	underwear	basket	decide
determine	marble	street	donkeys	carrots
cereal	thought	ladybug	frame	patch
cactus	sidewalk	turkey	jeans	beautiful

Complete the sentences using the nouns above.

1. Jad walked to the _____ to post some letters.
2. If a _____ lands on you, count its spots.
3. The picture on the wall has a beautiful wood _____.
4. My pants had a hole that my mom covered with a_____.
5. Jenna packed everything for the picnic in a _____.
6. _____ look like horses but they are smaller.
7. My favorite _____ of the year is January.
8. We play hopscotch on the _____ in front of our house.
9. The _____ rescued the cat which was stuck in a tree.
10. Rayan puts sugar on his _____ at breakfast time.

Grade Three Summer Review

Common and Proper Nouns

Proper nouns name a specific person, place, thing or animal. They always begin with a capital letter.

- The names of people and pets begin with capital letters.
- The names of specific places begin with capital letters.
- The names of the days of the week, and the months of the year begin with capital letters.

Underline the proper nouns which need to be capitalized in the box.

1. tom had a birthday party on friday.
2. london zoo has an elephant named roger.
3. It is very hot in africa during the month of june.
4. jana and lana are twin sisters.
5. I went to pizza hut last saturday night.
6. My family enjoyed our trip to taif national park.
7. I went to disneyland last august
8. lara has a pet cat named tabby.
9. Did you eat a lot of food during ramadan?
10. khalid, waleed, and ibrahim drove to new york.

Grade Three Summer Review
Common and Proper Nouns

Proper nouns name a specific person, place, thing or animal. They always begin with a capital letter.

Answer the questions below. Begin the name of specific places with capital letters.

1, What is the name of your school?

2. What is your favorite restaurant?

3. What is the name of your favorite store?

4. What is the best city that you have visited?

5. What country do you live in?

6. What city or town do you live in?

Grade Three Summer Review

Pronouns

- A pronoun used as the subject of a sentence is called a **subject pronoun**.
 - *I, you, he, she, it, we, and they* are subject pronouns.
- A pronoun used after an action verb or as the object of a preposition is called an **object pronoun**.
 - *Me, you, him, it, us, and them* are object pronouns.

Circle the pronoun that best completes the sentence

1. He/Him was the first African American president.
2. We/Us buy our vegetables at the farmer's market.
3. She/Her wore a pink tutu at the dance recital.
4. We bought a milkshake for him/he at the carnival stand.
5. Mom made breakfast for they/them on Sunday morning.
6. We rented a movie for us/they to watch tonight.
7. They/Them bowed at the end of the play.
8. My brother and I/me played video games together.
9. The drums were loud and scared her/she during the parade.
10. Dad promised we/us that he'd come home early.

Grade Three Summer Review

Rewrite each sentence below using a pronoun in place of the underlined noun(s).

1. The grizzly bears climbed the tall oak trees.

2. They threw a surprise party for Maya.

3. Sara put the new bed for the kittens outside.

4. Mom told Tamara and me to wash our hands.

5. My sneakers look just like Abdullah's sneakers.

Grade Three Summer Review

Pronouns

Rewrite each sentence below using a pronoun in place of the underlined noun(s).

1. Mrs. Amal made a chocolate cake for my birthday.

2. The children petted the goat at the petting zoo.

3. Sara asked Jude to come to the park.

4. Jad clapped loudly at the end of the show.

5. Lara, Aya, and I had a sleepover at my house.

Grade Three Summer Review

Identifying Adjectives

Adjectives are words that describe nouns.

Write the adjectives and the nouns they describe in the boxes. There may be more than one of each!

	Adjective(s)	Noun(s)
1. The large fan blew a cool breeze on us.		
2. Waleed rode his yellow skateboard down the steep hill.		
3. We like pink lemonade better than regular lemonade.		
4. The rocking chair is comfortable.		
5. My dog has a black collar with his name on it.		
6. Grandpa swept the dirty porch.		
7. Pasta is Abby's favorite food.		
8. Skunks are black and white.		
9. The dirty car broke down.		
10. I have a pen with red, blue and green ink.		
11. My mom loves the peaceful lake.		
12. Early morning is the best time to catch fish.		

Grade Three Summer Review

Identifying Adjectives

Write the adjectives and the nouns they describe in the boxes. There may be more than one of each!

	Adjective(s)	Noun(s)
1. The wooden railing is dangerous.		
2. Wabil painted the old fence with white paint.		
3. My family goes on a special trip every winter.		
4. The jet made a very loud noise in the sky.		
5. My cat is near the red brick house.		
6. My sister likes to read long books with many chapters.		
7. I always order chocolate chip ice cream from the store.		
8. Grandma wants to pick wild berries every summer.		
9. That was a thick and tasty steak.		
The crooked tree at the old farm scared Lana.		

Grade Three Summer Review

Identifying Adjectives and Nouns

Write the adjectives and the nouns in the boxes.
Ignore the verbs (action words)!

					Adjectives	Nouns
grumpy	doctor	metal	window	shiny		
thankful	bake	pencil	blue	proud		
teacher	chilly	remind	square	father		
wrote	rabbit	read	class	pretty		
fast	heavy	rainy	peach	drive		
month	wrong	plate	soft	crunchy		
rainbow	smart	swim	shy	fresh		
clean	bathtub	wide	door	flip		
iron	cold	sharp	bedroom	sticky		

Grade Three Summer Review

Identifying Adjectives

Check mark the adjectives.

small	funny	fast	proud	narrow
bright	dinner	blow	mother	beautiful
pool	boiling	delicious	quiet	pilot
nervous	brother	high	cloud	full

Complete the sentences using the adjectives from above.

1. Grandma makes _____ apple pies.
2. The stars are _____ in the nighttime sky.
3. Mom is always _____ when I am riding my bike.
4. I think the flower garden is _____.
5. My stomach is always _____ after I eat pizza.
6. The _____ horse won the race.
7. We like to laugh at _____ jokes.
8. The _____ students listened carefully to the story.
9. My parents are _____ of me when I do the right thing.
10. My new _____ kitten likes sleeping in my bed.

Grade Three Summer Review

Identifying Verbs

Verbs are action words. A verb can express a physical action (e.g. to run).

Write the action verb in each sentence.

1. The class plays basketball often. _____
2. Their teacher helps them. _____
3. The children form two teams. _____
4. Each team picks a captain. _____
5. The teacher blows the whistle. _____
6. Two players leap for the ball. _____
7. Allie throws the ball to Kate. _____
8. The ball goes into the basket. _____
9. The other team takes the ball. _____
10. Everyone runs across the court. _____
11. Kiesha makes the last basket. _____
12. Everyone cheers loudly. _____

Grade Three Summer Review

Identifying Verbs

Verbs are action words. A verb can express a physical action (e.g. to run).

Underline the verbs in these sentences.

1. My aunt's dog squeaks his toys very loudly.
2. Waleed often helps with the chores.
3. I ordered a large pizza with chicken and mushrooms.
4. My cat jumped up onto the counter.
5. We forgot our books in the library.
6. The teacher decided no homework for students today.
7. I reached for the book on the top shelf.
8. The steak with gravy tasted really good.
9. Haya spent all of her allowance at once.
10. We picked flat rocks around the edge of the pond.

Grade Three Summer Review

Identifying Verbs and Nouns

Write the verbs and the nouns in the boxes.

					Verbs	Nouns
driveway	produce	arrange	visit	invited		
type	discover	flag	dolphin	develop		
dial	dine	birthday	phone	canoe		
milkshake	stairs	stayed	play	shoveled		
stare	tent	supported	sliced	choose		
tickle	remove	fought	meat	fireplace		
binoculars	reheat	consider	package	brush		
recorded	walked	celebrate	cook	follow		
window	oven	exercise	shark	insect		

Grade Three Summer Review

Using Verbs

Color the verbs blue.

prepared	passed	run	realize	hot dogs
started	understand	rushed	walked	photo
supported	includes	frowned	theater	played
developed	worked	airplane	computer	jumped

Complete the sentences using the verbs from above.

1. The meal _____ two side dishes and a dessert.
2. Grandpa _____ to the store to get there before it closed.
3. I _____ a very difficult math test last week.
4. Aunt Sara _____ an amazing video game.
5. My little brother _____ into the cool pool water.
6. Mary and I _____ far into the woods to pick berries.
7. I _____ what the teacher is saying.
8. We _____ for our test by doing review sheets in class.

Grade Three Summer Review

Using Verbs

Check mark the verbs.

replaced	found	candy	discusses	planted
turned	waited	shook	dictionary	bought
balloons	wired	jumped	dances	spread
study	laughs	order	threw	pillow

Complete the sentences using the verbs from above.

1. My uncle _____ at all of my silly jokes.
2. The class _____ in the auditorium for a presentation.
3. It took a long time, but I _____ the hidden treasure.
4. Our teacher _____ the best parts of the book.
5. Emad _____ very well to rock music.
6. My mom _____ a computer for me.
7. I always _____ an extra large pizza for my family.
8. The school _____ a beautiful flower garden.

Grade Three Summer Review

Articles: a, an

Use 'a' if the next word begins with a consonant sound. Use 'an' if the next word begins with a vowel sound.

Circle the correct article (a / an / the) for each sentence.

1. Khadija wanted to read a / an comic book.
2. The class went on a / an field trip.
3. He likes to read an / the short stories.
4. Lisa put a / an orange in her yogurt.
5. My mom likes making an / the cake from scratch.
6. The dog caught a / an stick.
7. I saw a / an otter at the zoo.
8. I quickly ate the / an cookies.

Write the correct article (a / an / the) before each noun:

_____ banana

_____ soccer ball

_____ tree

_____ owl

_____ inch

_____ tiger

_____ eagle

_____ igloo

_____ bench

_____ kitten

Grade Three Summer Review

Endings for Sentences

Sentences must have a punctuation mark at the end. Most sentences end with a period, questions end with a question mark and exclamations sentences, which show feeling, end with an exclamation mark.

Examples:

Tommy completed his homework yesterday.

Has Tommy completed his homework yet?

Hooray, Tommy finished!

Put the correct punctuation mark at the end of each sentence.

1. The owl attacked the mouse in the field ____
2. Did you see Ibrahim today ____
3. Run for your life ____
4. History is my favorite subject ____
5. What is Maya's middle name ____
6. Reema went home after lunch ____
7. Hurry up, we're late ____
8. Who do you walk to school with ____
9. Watch out for the car ____
10. She carried the baby downstairs ____

Grade Three Summer Review

Ending Punctuation

Finish the sentences below with a period (.), question mark (?), or an exclamation point (!).

1. Where is Africa on the map_____
2. I warned you to get back_____
3. What is today's date_____
4. The bird is collecting twigs to make a nest_____
5. Hurry, come over here_____
6. Don't break that_____
7. What time is it_____
8. When will you go to the party _____
9. The dog barked at the mail man_____
10. Yusuf is turning eight years old today_____

Grade Three Summer Review

Questions

We ask questions when we want to find things out. Some words that ask questions are: Who What Where Why When How. When we write a question, we use a question mark at the end of the sentence.

Example: What did Farah have for lunch today?

Write a question word and add a question mark to complete each sentence.

1. _____ did you like the story that we read in class today___
2. _____ are you going camping this summer___
3. _____ color is your mother's car ___
4. Julia is seven years old. _____ old are you ___
5. Do you know _____ time dinner will be ready___
6. _____ are we going to the park ___
7. _____ will be at Franco's birthday party tomorrow___
8. _____ do some birds only come out in the spring_

Grade Three Summer Review

Contractions

Remember that a contraction is formed when you join two words to make a new word by leaving out some of the letters in the words.

Example: must + have = must've
should + not = shouldn't.

Form a contraction from the words given.

who + is = _____

we + will = _____

who + has = _____

has + not = _____

will + not = _____

were + not = _____

they + have = _____

I + would = _____

does + not = _____


they + are = _____

I + am = _____

Grade Three Summer Review

Reading Comprehension

The Snowflake Man



Have you ever tried to find two snowflakes *exactly* alike? If you have, you know it's impossible. No two snowflakes are ever identical. The reason for this is a mystery that excited Wilson Bentley enough to dedicate his life to "saving" every snowflake he could.

Born on February 9, 1865 in Jericho, Vermont, Wilson Bentley loved snow. He was fascinated by the intricate designs of each snowflake. If only he could find a way to save them so that others could enjoy their beauty, too. He tried drawing snowflakes but they always melted before he finished. When he was 17, his parents took all their savings to buy him a special camera with a microscope. Now he could photograph snowflakes!

Willie spent a whole winter in a shed in his backyard, catching snowflakes on a black tray. His first tries at photographing snow all ended in failure. He experimented that winter and the next, before finally succeeding.

Now everyone could see the beauty of each snow crystal, unique designs that would never happen again. When he was sixty-four, his book, ***Snow Crystals***, was published. Wilson Bentley, the Snowflake Man, had given a great gift to the world.

In Willie's hometown of Jericho, Vermont, you can still read the monument dedicated to "Snowflake" Bentley, Jericho's world famous snowflake authority.

Grade Three Summer Review

Read and answer the questions below.

1. What does **snow crystal** in the fourth paragraph mean?
 a diamonds b snowflakes
2. Is it possible to find two snowflakes that are exactly alike?
 a no b yes c sometimes
3. What did Wilson Bentley dedicate his life to?
 a saving the beauty of winter
 b finding a way to invent a new snow shovel
 c saving the beauty of every snowflake
4. What was Wilson Bentley's nickname?
 a "Snowflake" artist
 b "Snowflake" Bentley
 c Bentley the "Snowman"
5. What is the title of the book Wilson Bentley wrote?

6. What was special about the camera his parents gave him?

7. Name one way Bentley tried to save the snowflakes' beauty.

Grade Three Summer Review

Zip it Up



Look at what you're wearing today. Are you wearing any zippers? Do you have zippers on your pants or your skirt? Are there any on your shirt or jacket? Zippers are everywhere. Did you ever wonder who invented the zipper?

A man named Whitcomb Judson did not like shoelaces. He wanted to create something faster and easier. Judson invented a metal zipper device with locking teeth in 1890 an object he called a clasp locker. Judson patented his zipper in 1893. At first, no one was interested in clasp lockers. He tried to sell them to the post office for their mailbags, but they jammed too much. He never succeeded in marketing his invention and he gave up.

The zipper was improved by another man named Gideon Sundback in 1913. He made the clasp locker better. He made it lighter and smaller, and eventually everyone had zippers on their **money belts** (a pouch worn under clothes to hide money).

Zippers did not become popular until the Goodrich Company named them "zippers". In 1923 the company improved them and put them on boots. By the 1930s, zippers had become a part of everyday life.

Grade Three Summer Review

Read and answer the questions below.

1. Who invented the first clasp locker?
 - Ⓐ Whitcomb Judson
 - Ⓑ Gideon Sundback
 - Ⓒ The Goodrich Company
 - Ⓓ none of the above

2. Why does the author discuss multiple people instead of just the first inventor?
 - Ⓐ to explain how the zipper was improved over time
 - Ⓑ because the zipper was stolen from the Goodrich Company
 - Ⓒ to compare the inventor of the zipper with other inventors
 - Ⓓ because multiple people invented the zipper at the same time

3. How were zippers “a part of everyday life” by the 1930s?
 - Ⓐ everyone had heard of them
 - Ⓑ factory workers everywhere were making them
 - Ⓒ the post office had started using them on mailbags
 - Ⓓ they were on common items like boots

4. This passage is mostly about
 - Ⓐ how the zipper was invented by the post office.
 - Ⓑ how the zipper was invented and improved.
 - Ⓒ the fact that most inventions are failures at first.
 - Ⓓ the different ways that zippers have been used.

Grade Three Summer Review

Mount Everest



Mount Everest is the highest mountain in the world. It sits in the Himalayan mountain range. It is located north of India on the border between Nepal and Tibet. Everest is over 5 miles above sea level. That is about 110 city blocks. The mountain is named after a man named Sir George Everest. He was a British surveyor general who lived in India in the 1800s.

For over one hundred years, people tried again and again to climb the towering mountain. They always failed. Mount Everest has high winds and freezing temperatures. The air is thin and there is a risk of avalanches. In 1953, two men were able to reach the top of Mount Everest for the first time. Tenzing Norgay and Edmund Hillary made the first official ascent of Everest in 1953. It took them over two months.

Jim Whittaker was the first American to reach the top of Mount Everest. He reached the summit in 1963. Since then several thousand people have been able to reach the top. Do you think you could do it?

Grade Three Summer Review

Read and answer the questions below.

1. Which mountain range does Mount Everest sit in?
 - a) the Appalachian mountain range
 - b) the Rocky mountain range
 - c) the Himalayan mountain range

2. What country was Sir George Everest from?
 - a) England
 - b) Nepal
 - c) United States of America

3. According to the passage, what does **towering** mean?
 - a) scary
 - b) huge
 - c) cold

4. Which IB Attribute best describes the first two men who reached the top of Mount Everest?
 - a) caring
 - b) risk taker
 - c) knowledgeable

5. Based on the passage, it is likely that
 - a) one person has successfully climbed Mount Everest.
 - b) it is easy to climb Mount Everest.
 - c) it is hard to breathe on Mount Everest.

6. When did the first successful climb to the summit of Mount Everest happen?

Grade Three Summer Review

Clouds



Have you ever looked up at clouds and wondered where they come from or what they are made of? Clouds may look soft and fluffy, but they are wet and cold. Clouds are made of tiny drops of water. The fluffiest clouds also have frozen crystals of ice.

There are always small particles of water in the air. Usually we cannot see them. Most of the time the water particles are spread very far apart. To make clouds, the water particles have to come together. This process is called condensation (water particles coming together to form a liquid). But how does this happen?

Have you ever seen clouds in the sky pass **overhead** and change shape? Air is always moving. Warm air rises. Have you ever seen the steam rise from a pot of boiling water? That steam is water vapor (fine particles of water floating in the air, causing fog or clouds). It is water that has turned from a liquid to a gas. Something similar happens when clouds are formed. When the sun shines on a lake, it warms the water. Some of that water is turned from liquid into vapor. The vapor is made up of water particles in the air. When many of those water particles come together, they form a cloud.

Grade Three Summer Review

Read and answer the questions below.

1. What are clouds made of?
 - (a) air
 - (b) water, ice
 - (c) sunlight

2. What does the question, “Have you ever seen the steam rise from a pot of boiling water?” in paragraph three help explain?
 - (a) the formation of frozen crystals of ice
 - (b) air always moving
 - (c) warm water vapor rising
 - (d) condensation and evaporation

3. What is the meaning of the word **overhead**?
 - (a) close to the head
 - (b) high in the sky
 - (c) again and again


4. What is the main idea of this passage?
 - (a) The Earth's atmosphere is always changing.
 - (b) Science can explain most ideas that seem difficult and complicated.
 - (c) The sun is the source of all energy on Earth.
 - (d) Clouds are actually made of particles of water in the air.

5. Describe how clouds are formed

Grade Three Summer Review

Writing: Fictional Narrative

Stories have a beginning, a middle, and an end. Finish the story below. Add a middle, and an ending. Remember to use capitals and periods



Mason

Pam's dog Mason loved to chase cats. One morning when they were out for a walk a big white cat raced across their path. Mason barked at the cat. Pam could feel him pull on his leash. "No, Mason! Stop!" cried Pam, but it was too late.

Handwriting practice lines consisting of multiple sets of three horizontal lines (top solid, middle dashed, bottom solid) for writing the story's continuation.






Grade Three Summer Review

Handwriting practice lines consisting of multiple sets of horizontal lines. Each set includes a solid top line, a dashed middle line, and a solid bottom line, with a red line positioned below the bottom line.

Grade Three Summer Review

Success Criteria for Writing a Fictional Narrative

			
<input type="checkbox"/> I wrote an interesting beginning that sums up what the narrative is about.			
<input type="checkbox"/> I wrote a middle paragraph, which tells about the events in sequential order.			
<input type="checkbox"/> I wrote a final paragraph which tells how the story worked out.			
<input type="checkbox"/> I wrote neatly.			

Grade Three Summer Review

Writing: Personal Narrative

Adjectives are words that describe which, how many, what color, and what an object looks or feels like. Adjectives make stories more colorful and interesting.



Write a story about the picture. Remember to have a beginning, middle and end paragraph.

Handwriting practice lines consisting of multiple sets of horizontal lines. Each set includes a solid top line, a dashed middle line, and a solid bottom line, with a red margin line at the bottom of each set.






Grade Three Summer Review

Handwriting practice lines consisting of solid top and bottom lines with a dashed midline, repeated 10 times down the page.

Grade Three Summer Review

Success Criteria for Writing a Personal Narrative

			
<input type="checkbox"/> My work includes correct spelling.			
<input type="checkbox"/> I used a capital letter to start each sentence, name and place.			
<input type="checkbox"/> I wrote different kinds of sentences.			
<input type="checkbox"/> I wrote 50-75 words.			
<input type="checkbox"/> I divided my ideas into three paragraphs.			
<input type="checkbox"/> I recounted a narrative based on a true experience.			
<input type="checkbox"/> I have used order words.			
<input type="checkbox"/> I will add pronouns.			






Grade Three Summer Review

Handwriting practice lines consisting of multiple sets of horizontal lines. Each set includes a solid top line, a dashed middle line, and a solid bottom line, with a red line positioned below the bottom line.

Grade Three Summer Review

Success Criteria for Writing a Persuasive Essay

			
<input type="checkbox"/> I started my goal paragraph with my opinion (e.g. I think, I believe, In my opinion).			
<input type="checkbox"/> I used order words like firstly, secondly, and finally.			
<input type="checkbox"/> I wrote strong reasons to persuade the reader.			
<input type="checkbox"/> I supported the reasons with details and examples.			
<input type="checkbox"/> I have summarized my reasons in a concluding statement.			
<input type="checkbox"/> I wrote neatly.			

Grade Three Summer Review

Letter Formation

Aa Bb Cc Dd Ee

Ff Gg Hh Ii Jj

Kk Ll Mm Nn

Oo Pp Qq Rr

Ss Tt Uu Vv

Ww Xx Yy Zz