



Jeddah Knowledge International School

SUMMER



PACK



Grade 1

SY 2020-2021

Grade One Summer Review

IXL Language

Students may practice language and math skills using IXL digital platform.



Practicing:

1. Log in to JKS Portal with your username and the password.
2. Click on the "IXL" tab from the list on the left-side.
3. Choose the grade level that your child currently completed.
4. Choose 'Language arts' or 'Math' depending on the subject you would like to practice.
5. Choose the skill that your child may wish to practice and provide encouragement to practice excelling in these skills.
6. The progress of your child can be accessed by clicking on the "Reports" tab. This will give full details of the practice and progress that has taken place. Please print out a report and have your child submit it to his/her teacher on the first day back to school.

Note: The cut-off date for IXL Practice is August 1st, 2021.

Grade 1- Language Arts IXL Skills

Reading Strategies

Comprehension Strategies

- Which could happen in real life?
- Which feeling matches the picture?
- What is the picture about?
- What will happen next?
- What am I?

Vocabulary

Multiple-meaning words

- Multiple-meaning words with pictures

Reference skills

- Put the letters in ABC order
- Put the words in ABC order

Grammar and Mechanics

Sentences

- Identify statements
- Identify questions
- Who, what, when, where, or why?
- Unscramble the words to make a complete sentence

Nouns

- Identify nouns in a sentence
- Identify proper nouns
- Regular plurals: select the word that matches the picture
- Form regular plurals with -s and -es
- Use singular and plural nouns

Pronouns

- Choose the correct personal pronoun
- Complete the sentence with the correct pronoun

Verbs

- Use action verbs

Verbs Tense

- Form and use the regular past tense

Adjectives

- Identify adjectives

Prepositions

- Select the best preposition to match the picture

Capitalization

- Capitalize the names of people and pets
- Capitalize days and months
- Capitalize sentences and the pronoun "I"



Grade One Summer Review

Raz-Kids



Students may practice their Reading skills using the Raz-Kids digital platform.

To access the reading platform, use the following steps:

- 
- Log in at www.raz-kids.com and select.
- Enter their teacher's username. 
- Select your child's username and add their student password. Please note the password is the students' ID number found at the back of their ID card.

After they have logged in, the student needs to enter the '**Level Up**' rocket and select a book that they wish to read at their assigned reading level.



Students must follow the following procedures to increase fluency:

1. Listen to the story being read. (Click on the picture of the ear.)
2. Read the story aloud (Students record their reading and send it to their teacher; Click on the picture of the eye and then click the microphone at the top of the screen.)
3. Take a quiz. (Click on the picture of the question mark.)

After they have completed these steps, they can proceed to the next book. The teachers will be able to track each student and listen to their recordings. Students will earn stars to go into the incentive area "**Star Zone**" where they can customize their Raz Rocket and Raz Robot.



Students may enter the '**Reading Room**' to access additional books at different reading levels for extra research and reading practice.



Happy Reading!

JKS Administration

Grade One Summer Review

GrammarNouns

A noun is a person, place, thing, or animal.

Circle the noun(s) in each sentence.

1. The cat is purring.



2. The boy kicked the ball.



3. Sam plays with his friend Ben.



4. The bus stops at the red light.



5. We saw tigers at the zoo.



6. These flowers are beautiful.



7. Dad drives us carefully in the car.



8. The doctor was very kind.



Grade One Summer Review

Using Nouns

A noun is a person, place, thing, or animal.

Circle the nouns (total: 11 nouns).

stairs	run	book
write	milk	tiger
flower	lamp	fire
dress	jump	baby
rocket	finger	draw

Complete the sentences using the nouns below.

rocket	necklace	stairs	lollipop	baby	milk
--------	----------	--------	----------	------	------

1. Fahad licks the _____.



2. We watched the _____ take off.



3. I like the _____ Lisa is wearing.



4. She walked up the _____ to her bedroom.

5. I drink _____ with my cookies.



6. The _____ is crying.



Grade One Summer Review

Adjectives

Adjectives are words that describe nouns.

Adjectives are used to describe the shape, size, color, number, texture and how you feel about the noun you are writing about.

Circle the adjective.

1. Ahmed catches the red ball.



2. The dog found a large bone.



3. My mom is a pretty lady.



4. The little tree is easier to climb.



5. Sara likes to ride in fast cars.



6. Write a sentence describing a person and circle the adjective(s).

7. Write a sentence describing a thing and circle the adjective(s).

Grade One Summer Review

Using Adjectives

Adjectives are words that describe nouns.

Circle the adjectives (total: 7).

curly	sleep	sweet
photo	bright	walk
giant	chair	fast
ugly	little	pencil

Complete the sentences using the adjectives below.

bright

crunchy

little

curly

black

1. Debbie has long and _____ hair.



2. The _____ sun warms our house.



3. I love eating _____ cookies.



4. That is a _____ spider.



5. I love my _____ puppy.



Grade One Summer Review

Verbs

Action words are verbs.

Circle the verb in each sentence.

1. The dog chases the cat.



2. My mom cooks dinner.



3. Lara rides his bike to school.



4. I read books every day.



5. Jad carries a heavy box.



6. Every sentence has a verb. Write a sentence and circle the verb.

Grade One Summer Review

Verbs

Verbs are “action” words. It tells what the subject of the sentence is doing.

Circle the verbs (total: 7).

walk	sing	say	eat
blanket	draw	book	kitten
paper	mouse	write	swim

Complete the sentences using the verbs below.

stand

sleeps

eat

sang

writes

1. I _____ an apple every day.



2. We must _____ still for the picture.



3. Tim _____ a letter to his cousin.



4. She _____ in her bed.



5. The singer _____ a lovely song.



Grade One Summer Review

Identifying Verbs and Nouns

Verbs are “action” words. Nouns are words for people, places, things, or animals.

Color the verbs red and the nouns blue.

bunny	read	bike	try	make
ride	wish	sleep	call	bird
broom	tree	chair	flower	go
eat	work	think	find	picture
hop	rock	say	pizza	run

Grade One Summer Review

Proper Nouns

A common noun names a person, place, thing, or animal. It does not begin with a capital letter.

A proper noun names a specific person, place, thing, or animal. It always begins with a capital letter.

Read each sentence. Underline the proper nouns.

1. I go to school at Jeddah Knowledge School.
2. Ms. Dalia says we will eat lunch next.
3. My dog Spotty loves to run.
4. Mr. Mike helps us win the game.
5. My family will move to Sultan Street.

Grade One Summer Review

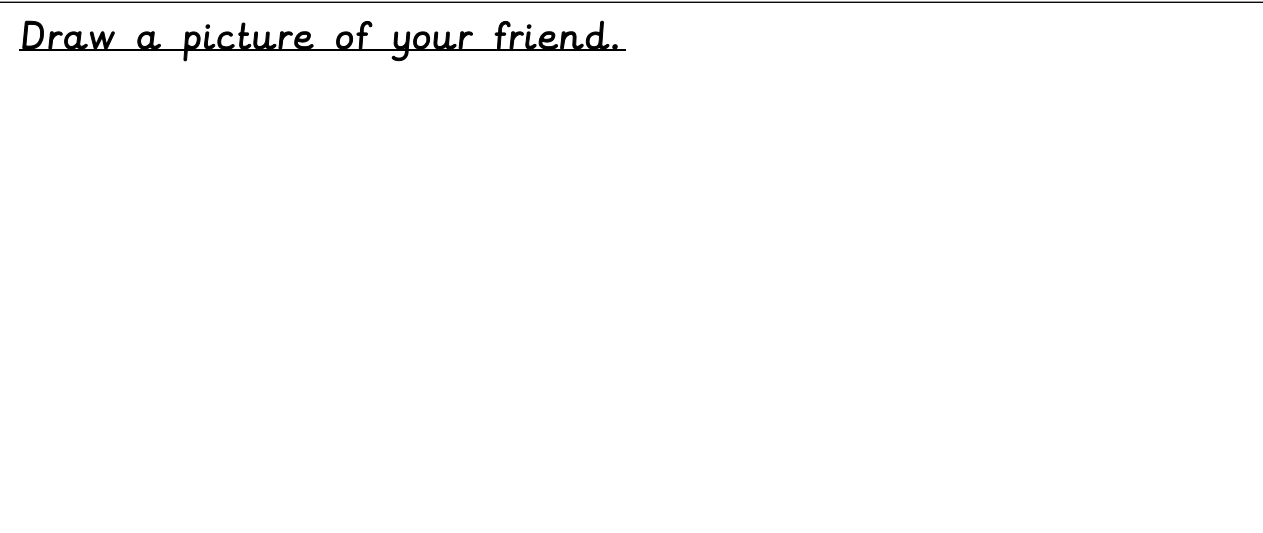
Proper Nouns

A common noun names a person, place, thing, or animal. It does not begin with a capital letter.
A proper noun names a specific person, place, thing, or animal. It always begins with a capital letter.

Write a sentence about a friend. Your sentence should have at least one proper noun. After you write your sentence, underline the proper noun.

Handwriting practice lines consisting of solid top and bottom lines with a dashed middle line. There are five sets of these lines provided for writing.

Draw a picture of your friend.



Grade One Summer Review

Proper Nouns

A proper noun names a specific person, place, thing, or animal. It always begins with a capital letter.

Circle the Proper Noun in each sentence that should be capitalized.

1. The students are excited to begin classes on monday.
2. jenna, lana, and sara ride the school bus together.
3. mrs. helen is my music teacher.
4. We have music class on tuesday and friday.
5. jeddah knowledge school is the name of our school.
6. The sixth graders will go to japan in december.
7. mrs. abeer will give us certificates on thursday.
8. Lots of people go to london for their holidays.

Grade One Summer Review

Questions

A sentence that asks something is called a question. A question begins with a capital letter and ends with a question mark (?).

Underline the questions.

1. I walk to the store.
2. Do you like cookies?
3. School is fun.
4. Are you tired?
5. The cat is furry.
6. Did you see the dog?
7. How many pies will you make?
8. The weather is warm.
9. Will it rain today?
10. I like to eat apples.

Grade One Summer Review

Questions

A sentence that asks something is called a question. A question begins with a capital letter and ends with a question mark (?).

These questions are written incorrectly. Rewrite each question correctly.

1- do you like bananas

2- where is the school bus

3- did you pass the test

Grade One Summer Review

Questions

A sentence that asks something is called a question. A question begins with a capital letter and ends with a question mark (?).

Every statement ends with a period. Every question ends with a question mark. Add a period or question mark to the end of each sentence.

1. Do you see the worms ____
2. I like growing carrots ____
3. An apple fell from a tree ____
4. Is the sun out ____
5. The flowers are pink ____
6. A bird dropped a seed ____
7. Where is the shovel ____
8. Today is a nice day ____

Grade One Summer Review

Reading Comprehension

Breakfast



Breakfast is important! It helps your body all day. There are many tasty things to eat for breakfast. Have you ever eaten muffins, strawberries, and milk? Eggs, toast, and orange pieces also make a good breakfast. Ask your mom about other healthy foods to eat in the morning.

Grade One Summer Review

Answer the questions below.

1. Why is breakfast important?

2. What else is good for our health?

- Ⓐ exercise
- Ⓑ candy
- Ⓒ talking

3. When should you eat breakfast?

- Ⓐ at night
- Ⓑ in the afternoon
- Ⓒ in the morning


4. Give an example of something that is healthy to eat for breakfast.

5. Draw a picture of what you had for breakfast.



Grade One Summer Review

A Sticky Idea



Have you ever put a sticky bandage on a cut? The best-known sticky bandages are called Band-Aids. They were invented in 1920.

A man named Earle Dickson invented Band-Aids. Earle wanted to help his wife. She often cut her fingers when she cooked.

At the time, people had to make their own bandages. They cut pieces of gauze and tape. Those bandages were hard to use. Earle's idea was easy to use. Thanks, Earle!

Grade One Summer Review

Answer the questions below.

1. What did Earle Dickson invent in 1920?

- Ⓐ tape
- Ⓑ Band-Aids
- Ⓒ glue

2. What often happened to Earl's wife when she cooked?

- Ⓐ She cut her fingers.
- Ⓑ She burnt the food.
- Ⓒ She made a mess.

3. What did people do when they got a cut in 1920?

- Ⓐ made their own bandages
- Ⓑ went to a doctor
- Ⓒ used a tissue

4. What was wrong with the bandages that people made in the past?

Grade One Summer Review

Parts of a Tree



Trees are a kind of plant. They grow like some other plants do. What are the parts of a tree?

A tree has leaves. The leaves help make food for the tree.

A tree has branches. Branches give trees their shape.

A tree has a trunk which is made of bark. Bark is the hard skin on the outside of the tree.

A tree has roots. Roots take in water for the tree.

How are trees like other plants?

Grade One Summer Review

Answer the questions below.

1. What plant is this passage about?

- Ⓐ a flower
- Ⓑ a tree

2. What part of the tree helps make food for the tree?

- Ⓐ the leaves
- Ⓑ the bark

3. What gives the tree its shape?

- Ⓐ the roots
- Ⓑ the branches

4. What do we call the hard skin on the outside of the tree?

- Ⓐ bark
- Ⓑ jacket

5. What part of the tree takes in water?

Grade One Summer Review

The Pretty Flower



My name is Sarah. I like flowers, I like to see the flowers in my garden. My mom and I planted the pretty flowers. We water the flowers every day. Flowers are fun to grow.

The flowers in our garden are so many different colors. I like red flowers the best. My mom likes purple flowers. Sometimes Dad brings flowers for my mom. We always take flowers for our gran when we go to visit her. Do you like pretty flowers? What color flowers do you like?

Grade One Summer Review

Answer the questions below.

1. What did mom and Sarah plant in their garden?

- Ⓐ flowers
- Ⓑ carrots
- Ⓒ trees



2. What color flower does Sarah like the best?

- Ⓐ red
- Ⓑ purple
- Ⓒ green

3. What color flowers does her mom like?

- Ⓐ red
- Ⓑ purple
- Ⓒ green

4. Who do they take flowers for when they visit her?

Grade One Summer Review

Friendly Letter1- date1st May 20212- greeting

Dear Manal,

3- body

How are you? I hope you are fine. Today in Science, we learned that water has three states of matter! When it is frozen, it is a solid. When it is room temperature, it is a liquid. When it is boiling it makes vapor called a gas. Yesterday, we started an experiment where we put a Lego man in a small yogurt pot (first we ate the yogurt, then we washed the pot to use it- we re-used the pot!). We filled it halfway with water and put it in the freezer. Today we took out the yogurt cup and it was frozen! The water went from a liquid to a solid. The little Lego man was stuck inside. We had to guess how to get him out. How do you think we should get him out?

4- closing

Your friend,

5- name

Sami

Grade One Summer Review

Answer the questions below.

1. How many parts are there in a friendly letter?
 - (a) 3
 - (b) 5
 - (c) 7
2. What did they pour in the yogurt pot?
 - (a) ice
 - (b) yoghurt
 - (c) water
3. When you put water in the freezer, it becomes a...
 - (a) solid
 - (b) liquid
 - (c) gas
4. What is your favorite science experiment?

Grade One Summer Review

Writing: Friendly Letter

Write a letter to your friend telling them about your vacation.




Don't forget the five parts of the letter: date, greeting, body, closing, and name.



Grade One Summer Review

Handwriting practice area consisting of multiple sets of horizontal lines. Each set includes a solid top line, a dashed middle line, and a solid bottom line, with a red line separating each set.

Success Criteria for Friendly Letter

			
<input type="checkbox"/> I wrote the date and greeting.			
<input type="checkbox"/> I wrote an interesting body.			
<input type="checkbox"/> I wrote the closing and my name.			
<input type="checkbox"/> I used capital letters and commas correctly.			
<input type="checkbox"/> I wrote at least 5-6 sentences.			

Grade One Summer Review

Writing: Friendly Letter

Write a letter to your new teacher telling her about you.

Don't forget the five parts of the letter: date, greeting, body, closing, and name.






Blank handwriting lines for writing the letter. Each set consists of a solid top line, a dashed middle line, and a solid bottom line. There are ten such sets of lines on the page.



Grade One Summer Review

Success Criteria for Friendly Letter

			
<input type="checkbox"/> I wrote the date and greeting.			
<input type="checkbox"/> I wrote an interesting body.			
<input type="checkbox"/> I wrote the closing and my name.			
<input type="checkbox"/> I used capital letters and commas correctly.			
<input type="checkbox"/> I wrote at least 5-6 sentences.			

Grade One Summer Review

Writing: Descriptive Paragraph



Look at the picture and use adjectives /words to describe the shape and size, number (how many) of what you see in the picture.

- You can also write about how you think the boy is feeling in this picture. (happy / sad/ excited)
- **Challenge:** Try writing your own story about the boy! What happened in the beginning and the middle and how did the story end. Don't forget the adjectives!



Grade One Summer Review

Handwriting practice lines consisting of multiple sets of four horizontal lines: a solid top line, a dashed midline, a solid baseline, and a solid red descender line.



Summer
2021

Grade One Summer Review

Handwriting practice lines consisting of multiple sets of horizontal lines. Each set includes a solid top line, a dashed middle line, and a solid bottom line, with a red line positioned between the top and middle lines.

Grade One Summer Review

Success Criteria for a Description Paragraph

<input type="checkbox"/> I formed my letters neatly and correctly.			
<input type="checkbox"/> I left spaces between words.			
<input type="checkbox"/> I started my sentences with a capital letter and used the correct end marks.			
<input type="checkbox"/> I used details that tell more about my topic.			
<input type="checkbox"/> I wrote adjectives for size, shape, color, and number.			
<input type="checkbox"/> I wrote complete sentences.			
<input type="checkbox"/> I wrote at least 3-4 sentences.			

Grade One Summer Review

Letter Formation.

Aa Bb Cc Dd Ee

Ff Gg Hh Ii Jj

Kk Ll Mm Nn

Oo Pp Qq Rr

Ss Tt Uu Vv

Ww Xx Yy Zz